



pharmaceuticals ltd.

**Regd.&Corporate Office :**  
Plot No. 19-111, Road No. 71,  
Opp. Bharatiya Vidya Bhavan Public School,  
Jubilee Hills Hyderabad - 500 096. A.P. INDIA,  
Tel : +91-40-6628 8888, Fax : +91-40-2355 1401

**CIN : L24239AP1987PLC008066**

**Email : info@smspharma.com**

**www.smspharma.com**

**By Email/Courier**

**July 10, 2014**

**Bombay Stock Exchange Limited**  
Floor 25, P.J. Towers  
Dalal Street  
Mumbai-400 001.

**Scrip Code : 532815**

**Dear Sir,**

**Sub : Shareholding Pattern as on 30<sup>th</sup> June, 2014.**

We are forwarding herewith the Shareholding Pattern of our Company for the quarter ended on 30<sup>th</sup> June, 2014.

**Please take the same on your records.**

Thanking you,

**Yours faithfully,  
For SMS Pharmaceuticals Limited**

**Ramesh Babu Potluri  
Chairman & Managing Director**

Encl: a/a/

**C.C. National Stock Exchange of India Ltd.**  
Exchange Plaza, Bandra-Kurla Complex  
Bandra (E), Mumbai-400 001.

**Symbol : SMSPHARMA**

Name of the Company :SMS PHARMACEUTICALS LIMITED

Scrip Code:532815		MS PHARMACEUTICALS LIMITED		EQUI
Quarter Ended: JUN'2014				
<b>Partly Paid-up Shares:</b>	<b>No.of Partly Paid-up Shares:</b>	<b>As a % of total No. of partly paid-up Shares</b>	<b>As a % of total No. of shares of the company</b>	
Held by promoter/promoter group	0	0	0	
Held by Public	0	0	0	
TOTAL:	0	0	0	
<b>Outstanding Convertible Securites:</b>	<b>No. of outstanding Securities</b>	<b>As a % of total No. of outstanding convertible securities</b>	<b>As a % of total No. of shares of the company, assuming full conversion of the convertible securities</b>	
Held by promoter/promoter group	0	0	0	
Held by Public	0	0	0	
TOTAL:	0	0	0	
<b>Warrants:</b>	<b>No. of Warrants</b>	<b>As a % of total No. of Warrants</b>	<b>As a % of total No. of shares of the company, assuming full conversion of warrants</b>	
Held by promoter/promoter group	0	0	0	
Held by Public	0	0	0	
TOTAL:	0	0	0	
<b>Total paid-up capital of the company, assuming full conversion of warrants and convertible securities</b>	<b>8465203</b>			

1/9

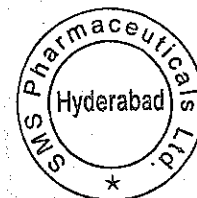
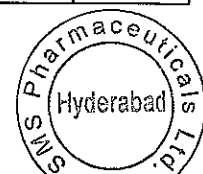


Table I (a) - Statement Showing Share Holding Pattern

Category code	Category of Shareholder	Number of Shareholders	Total Number of shares	Number of shares held in dematerialised form	Total shareholding as a percentage of total number of shares		Shares pledged or otherwise encumbered	
					As a Percentage of (A+B)1	As a Percentage of (A+B+C)	Number of Shares	As a percentage
(I)	(II)	(III)	(IV)	(V)	(VI)	(VII)	(VIII)	(IX)=(VIII)/(IV)* 100
(A)	Shareholding of Promoter and Promoter Group							
1	Indian							
(a)	Individuals/Hindu Undivided Family	15	4824443	4824443	56.99	56.99	0	0
(b)	Central Government/State Government(s)	0	0	0	0	0	0	0
(c)	Bodies Corporate	1	586000	586000	6.92	6.92	0	0
(d)	Financial Institutions/Banks	0	0	0	0	0	0	0
(e)	Any Others(Specify)	0	0	0	0	0	0	0
(e-i)	Mutual Funds	0	0	0	0	0	0	0
(e-ii)	Trusts	0	0	0	0	0	0	0
	Sub Total (A)(1)	16	5410443	5410443	63.91	63.91	0	0
2	Foreign							
(a)	Individuals (Non Resident Individuals/Foreign Individuals)	0	0	0	0	0	0	0
(b)	Bodies Corporate	0	0	0	0	0	0	0
(c)	Institutions	0	0	0	0	0	0	0
(d)	Qualified Foreign Investor	0	0	0	0	0	0	0
(e)	Any Others(Specify)	0	0	0	0	0	0	0
(e-i)	Overseas Corporate Bodies	0	0	0	0	0	0	0
(e-ii)		0	0	0	0	0	0	0
	Sub Total (A)(2)	0	0	0	0	0	0	0
	Total Shareholding of Promoter and Promoter Group (A)=(A)(1)+(A)(2)	16	5410443	5410443	63.91	63.91	0	0
(B)	Public Shareholding							
1	Institutions							
(a)	Mutual Funds/UTI	0	0	0	0	0	0	0
(b)	Financial Institutions/Banks	2	42114	42114	0.5	0.5	0	0
(c)	Central Government/State Government(s)	0	0	0	0	0	0	0
(d)	Venture Capital Funds	0	0	0	0	0	0	0
(e)	Insurance Companies	0	0	0	0	0	0	0
(f)	Foreign Institutional Investors	1	45000	45000	0.53	0.53	0	0
(g)	Foreign Venture Capital Investors	0	0	0	0	0	0	0
(h)	Qualified Foreign Investor	0	0	0	0	0	0	0
(i)	Any Others(Specify)	0	0	0	0	0	0	0
(i-i)	Foreign Companies	0	0	0	0	0	0	0
(i-ii)		0	0	0	0	0	0	0
	Sub Total (B)(1)	3	87114	87114	1.03	1.03	0	0
B2	Non-Institutions							
(a)	Bodies Corporate	120	387675	387505	4.58	4.58	0	0
(b)	Individuals							
(i)	Individual shareholders holding nominal share capital upto Rs.1 lakh	9386	903685	797060	10.68	10.68	0	0
(ii)	Individual shareholders holding nominal share capital in excess of Rs.1 lakh	24	884183	832851	10.44	10.44	0	0
(c)	Qualified Foreign Investor	0	0	0	0	0	0	0
(d)	Any Others(Specify)							
(d-i)	Non Resident Individuals	52	39888	39590	0.47	0.47	0	0
(d-ii)	Overseas Corporate Bodies	1	721409	721409	8.52	8.52	0	0
(d-iii)	Trusts	2	172	1	0	0	0	0
(d-iv)	Employees	0	0	0	0	0	0	0
(d-v)	Clearing Members	69	30634	30634	0.36	0.36	0	0
(d-vi)	Foreign Nationals	0	0	0	0	0	0	0
	Sub Total (B)(2)	9654	2967646	2809050	35.06	35.06	0	0
	Total Public Shareholding (B)=(B)(1)+(B)(2)	9657	3054760	2896164	36.09	36.09	0	0
	Total (A)+(B)	9673	8465203	8306607	100	100	0	0
(C)	Shares held by Custodians and against Depository Receipts have been issued							
1	Shareholding of Promoter and Promoter Group	0	0	0	0	0	0	0
2	Public Shareholding	0	0	0	0	0	0	0
	Grand Total (A)+(B)+(C)	9673	8465203	8306607	100	100	0	0


2/9



(f)(b) Statement showing holding of securities (including shares, warrants, convertible securities) of persons belonging to the category "Promoter and Promoter Group"

Sr No	Name of the Shareholders	Details of Shares held		Encumbered shares(*)		Details of warrants		Details of convertible securities		Total shares (including underlying shares assuming full conversion of warrants and convertible securities) as a % of diluted share capital	
		Number of Shares	As a % of grand Total (A)+(B)+(C)	Number	As a Percentage (VI)= (V)/III*100	As a % of grand total (A)+(B)+(C) of sub-clause (i)(e)	Number of warrants held	As a % total number of warrants of the same class	Number of Convertible securities held		As a % total number of securities of the same class
(i)	(ii)	(iii)	(iv)	(v)	(vi)	(vii)	(viii)	(ix)	(x)	(xi)	(xii)
1	HIMA BINDU POTLURI	1237335	14.62	0	0	0	0	0	0	0	14.62
2	RAMESH BABU POTLURI	1135695	13.42	0	0	0	0	0	0	0	13.42
3	T V S N MURTHY	822700	9.72	0	0	0	0	0	0	0	9.72
4	POTLURI HRE PURCHASE AND FINANCE PRIVATE LIMITED	586000	6.92	0	0	0	0	0	0	0	6.92
5	T ANNAPURNA	439034	5.19	0	0	0	0	0	0	0	5.19
6	T V S N MURTHY	398134	4.7	0	0	0	0	0	0	0	4.7
7	GOPINEEDI SUDEEPTHI	175000	2.07	0	0	0	0	0	0	0	2.07
8	VAMSI KRISHNA POTLURI	145440	1.72	0	0	0	0	0	0	0	1.72
9	TRILOK POTLURI	143134	1.69	0	0	0	0	0	0	0	1.69
10	TV PRAVEEN	129534	1.53	0	0	0	0	0	0	0	1.53
11	SATYA VANI POTLURU	75666	0.89	0	0	0	0	0	0	0	0.89
12	RAGHAVENDRARAO POTLURI	57619	0.68	0	0	0	0	0	0	0	0.68
13	HARI KISHORE POTLURI	43005	0.51	0	0	0	0	0	0	0	0.51
14	P SURESH BABU	14144	0.17	0	0	0	0	0	0	0	0.17
15	SUKUMARI KONERU	4000	0.05	0	0	0	0	0	0	0	0.05
16	MADANAGOPALASWAMY GOPINEEDI	4000	0.05	0	0	0	0	0	0	0	0.05
	<b>Total:</b>	<b>5410443</b>	<b>63.93</b>	<b>0</b>	<b>0</b>	<b>0</b>	<b>0</b>	<b>0</b>	<b>0</b>	<b>0</b>	<b>63.93</b>

(\*) The term "encumbrance" has the same meaning as assigned to it in regulation 28(3) of the SAST Regulations, 2011.

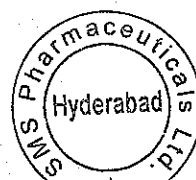


3/9

(D) (C) Statement showing holding of securities (including shares, warrants, convertible securities) of persons belonging to the category "public" and holding more than 1% of the total number of shares

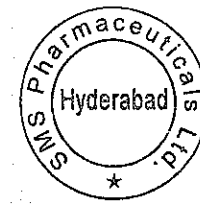
Sr No	Name of the Shareholders	Number of Shares held	Shares as a percentage of total number of shares (i.e., Grand Total (A)+(B)+(C) indicated in Statement at para (f)(e) above)	Details of warrants		Details of convertible securities		Total shares (including underlying shares assuming full conversion of warrants and convertible securities) as a % of diluted share capital
				Number of warrants held	As a % total number of warrants of the same class	Number of Convertible securities held	As a % total number of securities of the same class	
1	GULF PHARMACEUTICAL INDUSTRIES	721409	8.52	0	0	0	0	8.52
2	VENKATA SUBBARAJU PENMATSA.	201649	2.38	0	0	0	0	2.38
3	ANIRUPDH MUNDRA	125000	1.48	0	0	0	0	1.48
4	EURKA STOCK AND SHARE BROKING SERVICES LTD	120000	1.42	0	0	0	0	1.42
5	VIVEK MUNDRA	112000	1.32	0	0	0	0	1.32
6	ALPANA MUNDRA	110000	1.3	0	0	0	0	1.3
7	OXYGENICA PHARMACEUTICALS PRIVATE LIMITED	91742	1.08	0	0	0	0	1.08
	<b>Total:</b>	<b>1481800</b>	<b>17.5</b>	<b>0</b>	<b>0</b>	<b>0</b>	<b>0</b>	<b>17.5</b>

4/9



(IX C )(ii) Statement showing holding of securities (including shares, warrants, convertible securities) of persons (together with PAC) belonging to the category "Public" and holding more than 5% of the total number of shares of the company

Sr No	Name(s) of the Shareholder(s) and Persons Acting in Concert (PAC) with them	Number of Shares held	Shares as a percentage of total number of shares (i.e., Grand Total (A)-(B)-(C) indicated in Statement at para (i)(a) above)	Details of warrants		Details of convertible securities		Total shares (including underlying shares assuming full conversion of warrants and convertible securities) as a % of diluted share capital
				Number of warrants held	As a % total number of warrants of the same class	Number of Convertible securities held	As a % total number of securities of the same class	
1	GULF PHARMACEUTICAL INDUSTRIES	721409	8.52	0	0	0	0	8.52
	Total:	721409	8.52	0	0	0	0	8.52

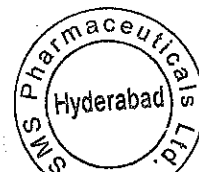


5/9

(i) (d) Statement showing details of locked-in shares

Sr No	Name of the Shareholders	Number of Shares	Shares as a percentage of total number of shares (i.e., Grand Total (A)-(B)-(C) indicated in Statement at para (i)(a) above)	Promoter / Promoter Group / Public
<b>Total:</b>		0	0	

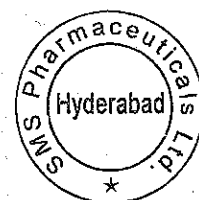
6/9



**(II)( a ) Statement showing details of Depository Receipts (DRs)**

<b>Sr No</b>	<b>Type of outstanding DR (ADRs, GDRs, SDRs, etc.)</b>	<b>Number of outstanding DRs</b>	<b>Number of Shares underlying outstanding DRs</b>	<b>Shares underlying outstanding DRs as a percentage of total number of shares (i.e., Grand Total (A)+(B)+( C ) indicated in Statement at para (I)(a) above)</b>
	<b>Total:</b>	<b>0</b>	<b>0</b>	<b>0</b>

7/9

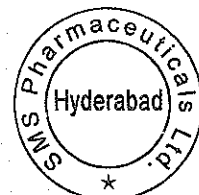




(1)(b) Statement showing holding of Depository Receipts (DRs), where underlying shares held by 'promoter/promoter group' are in excess of 1% of the total number of shares

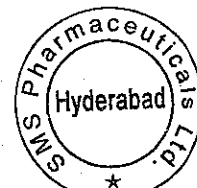
Sr No	Name of the DR Holder	Type of outstanding DR (ADRs, GDRs, SDRs, etc.)	Number of Shares underlying outstanding DRs	Shares underlying outstanding DRs as a percentage of total number of shares (i.e., Grand Total (A)+(B)+(C) Indicated in Statement at para (1)(a) above)
Total:				0

0/0



(III) (a) Statement showing the voting pattern of shareholders  
 If more than one class of shares/securities is issued by the issuer.  
 Give description of voting rights for each class of security  
 Class X: Equity  
 Class Y: Not Applicable  
 Class Z: Not Applicable

Category code	Category of Shareholder	Number of Voting Rights held in each class of securities			Total Voting Rights (III+IV+V) (VI)	Total Voting Rights i.e. (VI)	
		Class X (III)	Class Y (IV)	Class Z (V)		As a percentage of (A+B) (VII)	As a percentage of (A+B+C) (VIII)
(A)	Shareholding of Promoter and Promoter Group						
1	Indian						
(a)	Individuals/Hindu Undivided Family	4824443	0	0	4824443	56.99	56.99
(b)	Central Government/State Government(s)	0	0	0	0	0	0
(c)	Bodies Corporate	586000	0	0	586000	6.92	6.92
(d)	Financial Institutions/Banks	0	0	0	0	0	0
(e)	Any Others(Specify)	0	0	0	0	0	0
(e-i)	Mutual Funds	0	0	0	0	0	0
(e-ii)	Trusts	0	0	0	0	0	0
	Sub Total (A)(1)	5410443	0	0	5410443	63.91	63.91
2	Foreign						
(a)	Individuals (Non Resident Individuals/Foreign Individuals)	0	0	0	0	0	0
(b)	Bodies Corporate	0	0	0	0	0	0
(c)	Institutions	0	0	0	0	0	0
(d)	Qualified Foreign Investor	0	0	0	0	0	0
(e)	Any Others(Specify)	0	0	0	0	0	0
(e-i)	Overseas Corporate Bodies	0	0	0	0	0	0
(e-ii)		0	0	0	0	0	0
	Sub Total (A)(2)	0	0	0	0	0	0
	Total Shareholding of Promoter and Promoter Group (A)=(A)(1)+(A)(2)	5410443	0	0	5410443	63.91	63.91
(B)	Public Shareholding						
1	Institutions						
(a)	Mutual Funds/UTI	0	0	0	0	0	0
(b)	Financial Institutions/Banks	42114	0	0	42114	0.5	0.5
(c)	Central Government/State Government(s)	0	0	0	0	0	0
(d)	Venture Capital Funds	0	0	0	0	0	0
(e)	Insurance Companies	0	0	0	0	0	0
(f)	Foreign Institutional Investors	45000	0	0	45000	0.53	0.53
(g)	Foreign Venture Capital Investors	0	0	0	0	0	0
(h)	Qualified Foreign Investor	0	0	0	0	0	0
(i)	Any Others(Specify)	0	0	0	0	0	0
(i-i)	Foreign Companies	0	0	0	0	0	0
(i-ii)		0	0	0	0	0	0
	Sub Total (B)(1)	87114	0	0	87114	1.03	1.03
B2	Non-institutions						
(a)	Bodies Corporate	387675	0	0	387675	4.58	4.58
(b)	Individuals						
(i)	Individual shareholders holding nominal share capital upto Rs.1 lakh	903685	0	0	903685	10.68	10.68
(ii)	Individual shareholders holding nominal share capital in excess of Rs.1 lakh	884183	0	0	884183	10.44	10.44
(c)	Qualified Foreign Investor	0	0	0	0	0	0
(d)	Any Others(Specify)						
(d-i)	Non Resident Individuals	39888	0	0	39888	0.47	0.47
(d-ii)	Overseas Corporate Bodies	721409	0	0	721409	8.52	8.52
(d-iii)	Trusts	172	0	0	172	0	0
(d-iv)	Employees	0	0	0	0	0	0
(d-v)	Clearing Members	30634	0	0	30634	0.36	0.36
(d-vi)	Foreign Nationals	0	0	0	0	0	0
	Sub Total (B)(2)	2967646	0	0	2967646	35.06	35.06
	Total Public Shareholding (B)=(B)(1)+(B)(2)	3054760	0	0	3054760	36.09	36.09
	Total (A)+(B)	8465203	0	0	8465203	100	100
(C)	Shares held by Custodians and against Depository Receipts have been issued						
1	Shareholding of Promoter and Promoter Group	0	0	0	0	0	0
2	Public Shareholding	0	0	0	0	0	0
	Grand Total (A)+(B)+(C)	8465203	0	0	8465203	100	100



9/9