



pharmaceuticals ltd.

Regd.&Corporate Office :

Plot No. 19-111, Road No. 71,

Opp. Bharatiya Vidya Bhavan Public School,

Jubilee Hills Hyderabad - 500 096. A.P. INDIA,

Tel : +91-40-6628 8888, Fax : +91-40-2355 1402

CIN : L24239AP1987PLC0000000

Email : info@smspharma.com

www.smspharma.com

By Email

April 08, 2015

Bombay Stock Exchange Limited

Floor 25, P.J. Towers

Dalal Street

Mumbai-400 001.

Scrip Code : 532815

Dear Sir,

Sub : Shareholding Pattern as on 31st March, 2015.

We are forwarding herewith the Shareholding Pattern of our Company for the quarter ended on 31st March, 2015.

Please take the same on your records.

Yours faithfully,

For SMS Pharmaceuticals Limited

Ramesh Babu Potluri

Chairman & Managing Director

Encl: a/a/

C.C. National Stock Exchange of India Ltd.
Exchange Plaza, Bandra-Kurla Complex
Bandra (E), Mumbai-400 001.

Symbol : SMSPHARMA

Name of the Company :SMS PHARMACEUTICALS LIMITED

Scrip Code:532815		MS PHARMACEUTICALS LIMITED		,EQUIT
Quarter Ended: MAR'2015				
Partly Paid-up Shares:	No. of Partly Paid-up Shares:	As a % of total No. of partly paid-up Shares	As a % of total No. of shares of the company	
Held by promoter/promoter group	0	0	0	
Held by Public	0	0	0	
TOTAL:	0	0	0	
Outstanding Convertible Securites:	No. of outstanding Securities	As a % of total No. of outstanding convertible securities	As a % of total No. of shares of the company, assuming full conversion of the convertible securities	
Held by promoter/promoter group	0	0	0	
Held by Public	0	0	0	
TOTAL:	0	0	0	
Warrants:	No. of Warrants	As a % of total No. of Warrants	As a % of total No. of shares of the company, assuming full conversion of warrants	
Held by promoter/promoter group	0	0	0	
Held by Public	0	0	0	
TOTAL:	0	0	0	
Total paid-up capital of the company, assuming full conversion of warrants and convertible securities	8465203			

1/9




Table 1 (a) - Statement Showing Share Holding Pattern

Category code	Category of Shareholder	Number of Shareholders	Total Number of shares	Number of shares held in dematerialised form	Total shareholding as a percentage of total number of shares		Shares pledged or otherwise encumbered	
					As a Percentage of (A+B)1	As a Percentage of (A+B+C)	Number of Shares	As a percentage
(I)	(II)	(III)	(IV)	(V)	(VI)	(VII)	(VIII)	(IX)=(VIII)/(IV)* 100
(A)	Shareholding of Promoter and Promoter Group							
	1 Indian							
(a)	Individuals/Hindu Undivided Family	15	4824443	4824443	56.99	56.99	0	0
(b)	Central Government/State Government(s)	0	0	0	0	0	0	0
(c)	Bodies Corporate	1	586000	586000	6.92	6.92	0	0
(d)	Financial Institutions/Banks	0	0	0	0	0	0	0
(e)	Any Others(Specify)	0	0	0	0	0	0	0
(e-i)	Mutual Funds	0	0	0	0	0	0	0
(e-ii)	Trusts	0	0	0	0	0	0	0
	Sub Total (A)(1)	16	5410443	5410443	63.91	63.91	0	0
	2 Foreign							
(a)	Individuals (Non Resident Indians/Foreign Individuals)	0	0	0	0	0	0	0
(b)	Bodies Corporate	0	0	0	0	0	0	0
(c)	Institutions	0	0	0	0	0	0	0
(d)	Qualified Foreign Investor	0	0	0	0	0	0	0
(e)	Any Others(Specify)	0	0	0	0	0	0	0
(e-i)	Overseas Corporate Bodies	0	0	0	0	0	0	0
(e-ii)		0	0	0	0	0	0	0
	Sub Total (A)(2)	0	0	0	0	0	0	0
	Total Shareholding of Promoter and Promoter Group (A)=(A)(1)+(A)(2)	16	5410443	5410443	63.91	63.91	0	0
(B)	Public Shareholding							
	1 Institutions							
(a)	Mutual Funds/UTI	0	0	0	0	0	0	0
(b)	Financial Institutions/Banks	1	520	520	0.01	0.01	0	0
(c)	Central Government/State Government(s)	0	0	0	0	0	0	0
(d)	Venture Capital Funds	0	0	0	0	0	0	0
(e)	Insurance Companies	0	0	0	0	0	0	0
(f)	Foreign Institutional Investors	1	35000	35000	0.41	0.41	0	0
(g)	Foreign Venture Capital Investors	0	0	0	0	0	0	0
(h)	Qualified Foreign Investor	0	0	0	0	0	0	0
(i)	Any Others(Specify)	0	0	0	0	0	0	0
(i-i)	Foreign Companies	0	0	0	0	0	0	0
(i-ii)		0	0	0	0	0	0	0
	Sub Total (B)(1)	2	35520	35520	0.42	0.42	0	0
	B2 Non-Institutions							
(a)	Bodies Corporate	164	416847	416677	4.92	4.92	0	0
(b)	Individuals							
(i)	Individual shareholders holding nominal share capital upto Rs.1 lakh	9134	1055626	964239	12.47	12.47	0	0
(ii)	Individual shareholders holding nominal share capital in excess of Rs.1 lakh	20	703764	652432	8.31	8.31	0	0
(c)	Qualified Foreign Investor	0	0	0	0	0	0	0
(d)	Any Others(Specify)							
(d-i)	Non Resident Indians	73	169553	169255	2	2	0	0
(d-ii)	Overseas Corporate Bodies	1	659029	659029	7.79	7.79	0	0
(d-iii)	Trusts	1	171	0	0	0	0	0
(d-iv)	Employees	0	0	0	0	0	0	0
(d-v)	Clearing Members	60	14250	14250	0.17	0.17	0	0
(d-vi)	Foreign Nationals	0	0	0	0	0	0	0
(d-vii)	Foreign Portfolio Investor (Individuals)	0	0	0	0	0	0	0
(d-viii)	Foreign Portfolio Investor (Corporate)	0	0	0	0	0	0	0
	Sub Total (B)(2)	9453	3019240	2875882	35.67	35.67	0	0
	Total Public Shareholding (B)=(B)(1)+(B)(2)	9455	3054760	2911402	36.09	36.09	0	0
	Total (A)+(B)	9471	8465203	8321845	100	100	0	0
(C)	Shares held by Custodians and against Depository Receipts have been issued							
	1 Shareholding of Promoter and Promoter Group	0	0	0	0	0	0	0
	2 Public Shareholding	0	0	0	0	0	0	0
	Grand Total (A)+(B)+(C)	9471	8465203	8321845	100	100	0	0




(i)(b) Statement showing holding of securities (including shares, warrants, convertible securities) of persons belonging to the category "Promoter and Promoter Group"

Sr No	Name of the Shareholders	Details of Shares held		Encumbered shares(*)			Details of warrants		Details of convertible securities		Total shares (including underlying shares assuming full conversion of warrants and convertible securities) as a % of diluted share capital
		Number of Shares	As a % of grand Total (A)+(B)+(C)	Number	As a Percentage (V)/(VI)*100	As a % of grand total (A)+(B)+(C) of sub-clause (ii)(a)	Number of warrants held	As a % total number of warrants of the same class	Number of Convertible securities held	As a % total number of securities of the same class	
(i)	(ii)	(iii)	(iv)	(v)	(vi)	(vii)	(viii)	(ix)	(x)	(xi)	(xii)
1	HIMA BINDU POTLURI	1237336	14.62	0	0	0	0	0	0	0	14.62
2	RAMESH BABU POTLURI	1135695	13.42	0	0	0	0	0	0	0	13.42
3	T V S N MURTHY	822700	9.72	0	0	0	0	0	0	0	9.72
4	POTLURI INFRA PROJECTS PRIVATE LIMITED	586000	6.92	0	0	0	0	0	0	0	6.92
5	T ANNAPURNA	439034	5.19	0	0	0	0	0	0	0	5.19
6	T V S N MURTHY	398134	4.7	0	0	0	0	0	0	0	4.7
7	GOPINEEDI SUDEEPTHI	175000	2.07	0	0	0	0	0	0	0	2.07
8	VAMSI KRISHNA POTLURI	145440	1.72	0	0	0	0	0	0	0	1.72
9	TRILOK POTLURI	143134	1.69	0	0	0	0	0	0	0	1.69
10	T V PRAVEEN	129534	1.53	0	0	0	0	0	0	0	1.53
11	SATYA VANI POTLURI	75666	0.89	0	0	0	0	0	0	0	0.89
12	RAGHAVENDRANAO POTLURI	57619	0.68	0	0	0	0	0	0	0	0.68
13	HARI KISHORE POTLURI	43006	0.51	0	0	0	0	0	0	0	0.51
14	P SURESH BABU	14144	0.17	0	0	0	0	0	0	0	0.17
15	SUKUMARI KONERU	4000	0.05	0	0	0	0	0	0	0	0.05
16	MADANAGOPALASWAMY GOPINEEDI	4000	0.05	0	0	0	0	0	0	0	0.05
	Total:	5410443	63.93	0	0	0	0	0	0	0	63.93

(*) The term "encumbrance" has the same meaning as assigned to it in regulation 28(2) of the SASI Regulations, 2011.


3/9



(IX C)(i) Statement showing holding of securities (including shares, warrants, convertible securities) of persons belonging to the category "Public" and holding more than 1% of the total number of shares

Sr No	Name of the Shareholders	Number of Shares held	Shares as a percentage of total number of shares(i.e., Grand Total (A)+(B)+(C) indicated in Statement at para (i)(a) above)	Details of warrants		Details of convertible securities		Total shares (including underlying shares assuming full conversion of warrants and convertible securities) as a % of diluted share capital
				Number of warrants held	As a % total number of warrants of the same class	Number of Convertible securities held	As a % total number of securities of the same class	
1	GULF PHARMACEUTICAL INDUSTRIES	659029	7.79	0	0	0	0	7.79
2	VENKATA SUBBARAJU PENMATSA .	195000	2.3	0	0	0	0	2.3
3	ANIRUDDH MUNDRA	125000	1.48	0	0	0	0	1.48
4	VIVEK MUNDRA	112000	1.32	0	0	0	0	1.32
5	ALPANA MUNDRA	110000	1.3	0	0	0	0	1.3
6	POTLURI LABORATORIES PRIVATE LIMITED	93742	1.11	0	0	0	0	1.11
	Total:	1294771	15.3	0	0	0	0	15.3


F 9



(I) (C) (iii) Statement showing holding of securities (including shares, warrants, convertible securities) of persons (together with PAC) belonging to the category "Public" and holding more than 5% of the total number of shares of the company

Sr No	Name(s) of the Shareholder(s) and Persons Acting in Concert (PAC) with them	Number of Shares held	Shares as a percentage of total number of shares (i.e., Grand Total (A)+(B)+(C) indicated in Statement at para (I)(a) above)	Details of warrants		Details of convertible securities		Total shares (including underlying shares of warrants and convertible securities) as a % of diluted share capital
				Number of warrants held	As a % total number of warrants of the same class	Number of Convertible securities held	As a % total number of securities of the same class	
1	GULF PHARMACEUTICAL INDUSTRIES	659029	7.79	0	0	0	0	7.79
	Total:	659029	7.79	0	0	0	0	7.79

57
-9



(I)(d) Statement showing details of locked-in shares

Sr No	Name of the Shareholders	Number of Shares	Shares as a percentage of total number of shares(i.e., Grand Total (A)+(B)+(C) indicated in Statement at para (I)(a) above)	Promoter / Promoter Group / Public
		0	0	
Total:		0	0	

6/9



(II)(a) Statement showing details of Depository Receipts (DRs)

Sr No	Type of outstanding DR (ADRs, GDRs, SDRs, etc.)	Number of outstanding DRs	Number of Shares underlying outstanding DRs	Shares underlying outstanding DRs as a percentage of total number of shares (i.e., Grand Total (A)+(B)+(C) indicated in Statement at para (i)(a) above)
		0	0	0
Total:		0	0	0


7/9



(III)(b) Statement showing holding of Depository Receipts (DRs), where underlying shares held by 'promoter/promoter group' are in excess of 1% of the total number of shares

Sr No	Name of the DR Holder	Type of outstanding DR (ADRs, GDRs, SDRs, etc.)	Number of Shares underlying outstanding DRs	Shares underlying outstanding DRs as a percentage of total number of shares (i.e., Grand Total (A)+(B)+(C) indicated in Statement at para (I)(a) above)
Total:			0	0

08
—
10



(III) (a) Statement showing the voting pattern of shareholders
 If more than one class of shares/securities is issued by the issuer.
 Give description of voting rights for each class of security
 Class X: Equity
 Class Y: Not Applicable
 Class Z: Not Applicable

Category code	Category of Shareholder	Number of Voting Rights held in each class of securities			Total Voting Rights (III+IV+V) (VI)	Total Voting Rights I.e. (VI)	
		Class X (III)	Class Y (IV)	Class Z (V)		As a percentage of (A+B) (VII)	As a percentage of (A+B+C) (VIII)
(A)	Shareholding of Promoter and Promoter Group						
	1 Indian						
(a)	Individuals/Hindu Undivided Family	4824443	0	0	4824443	56.99	56.99
(b)	Central Government/State Government(s)	0	0	0	0	0	0
(c)	Bodies Corporate	586000	0	0	586000	6.92	6.92
(d)	Financial Institutions/Banks	0	0	0	0	0	0
(e)	Any Others(Specify)	0	0	0	0	0	0
(e-i)	Mutual Funds	0	0	0	0	0	0
(e-ii)	Trusts	0	0	0	0	0	0
	Sub Total (A)(1)	5410443	0	0	5410443	63.91	63.91
	2 Foreign						
(a)	Individuals (Non Resident Indians/Foreign Individuals)	0	0	0	0	0	0
(b)	Bodies Corporate	0	0	0	0	0	0
(c)	Institutions	0	0	0	0	0	0
(d)	Qualified Foreign Investor	0	0	0	0	0	0
(e)	Any Others(Specify)	0	0	0	0	0	0
(e-i)	Overseas Corporate Bodies	0	0	0	0	0	0
(e-ii)		0	0	0	0	0	0
	Sub Total (A)(2)	0	0	0	0	0	0
	Total Shareholding of Promoter and Promoter Group (A)=(A)(1)+(A)(2)	5410443	0	0	5410443	63.91	63.91
(B)	Public Shareholding						
	1 Institutions						
(a)	Mutual Funds/UTI	0	0	0	0	0	0
(b)	Financial Institutions/Banks	520	0	0	520	0.01	0.01
(c)	Central Government/State Government(s)	0	0	0	0	0	0
(d)	Venture Capital Funds	0	0	0	0	0	0
(e)	Insurance Companies	0	0	0	0	0	0
(f)	Foreign Institutional Investors	35000	0	0	35000	0.41	0.41
(g)	Foreign Venture Capital Investors	0	0	0	0	0	0
(h)	Qualified Foreign Investor	0	0	0	0	0	0
(i)	Any Others(Specify)	0	0	0	0	0	0
(i-i)	Foreign Companies	0	0	0	0	0	0
(i-ii)		0	0	0	0	0	0
	Sub Total (B)(1)	35520	0	0	35520	0.42	0.42
	B2 Non-Institutions						
(a)	Bodies Corporate	416847	0	0	416847	4.92	4.92
(b)	Individuals						
(i)	Individual shareholders holding nominal share capital upto Rs.1 lakh	1055626	0	0	1055626	12.47	12.47
(ii)	Individual shareholders holding nominal share capital in excess of Rs.1 lakh	703764	0	0	703764	8.31	8.31
(c)	Qualified Foreign Investor	0	0	0	0	0	0
(d)	Any Others(Specify)						
(d-i)	Non Resident Indians	169553	0	0	169553	2	2
(d-ii)	Overseas Corporate Bodies	659029	0	0	659029	7.79	7.79
(d-iii)	Trusts	171	0	0	171	0	0
(d-iv)	Employees	0	0	0	0	0	0
(d-v)	Clearing Members	14250	0	0	14250	0.17	0.17
(d-vi)	Foreign Nationals	0	0	0	0	0	0
(d-vii)	Foreign Portfolio Investor (Individuals)	0	0	0	0	0	0
(d-viii)	Foreign Portfolio Investor (Corporate)	0	0	0	0	0	0
	Sub Total (B)(2)	3019240	0	0	3019240	35.67	35.67
	Total Public Shareholding (B)=(B)(1)+(B)(2)	3054760	0	0	3054760	36.09	36.09
	Total (A)+(B)	8465203	0	0	8465203	100	100
(C)	Shares held by Custodians and against Depository Receipts have been issued						
	1 Shareholding of Promoter and Promoter Group	0	0	0	0	0	0
	2 Public Shareholding	0	0	0	0	0	0
	Grand Total (A)+(B)+(C)	8465203	0	0	8465203	100	100

9/9

