



pharmaceuticals ltd.

**Regd.&Corporate Office :**  
Plot No. 19-111, Road No. 71,  
Opp. Bharatiya Vidya Bhavan Public School,  
Jubilee Hills Hyderabad - 500 096. A.P. INDIA,  
Tel : +91-40-6628 8888, Fax : +91-40-2355 1401

By Email

**October 9, 2013**

**Bombay Stock Exchange Limited**  
Floor 25, P.J. Towers  
Dalal Street  
Mumbai-400 001.

**Scrip Code : 532815**

**Dear Sir,**

**Sub : Shareholding Pattern as on 30<sup>th</sup> September, 2013.**

We are forwarding herewith the Shareholding Pattern of our Company for the quarter ended on 30<sup>th</sup> September, 2013.

**Please acknowledge receipt of the same.**

Thanking you,

**Yours faithfully,  
For SMS Pharmaceuticals Limited**

A handwritten signature in black ink, appearing to read 'R. Potluri', is written over a horizontal line.

**Ramesh Babu Potluri  
Chairman & Managing Director**

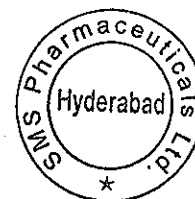
Encl : a/a/

**C.C. National Stock Exchange of India Ltd.**  
Exchange Plaza, Bandra-Kurla Complex  
Bandra (E)  
Mumbai-400 001.

**Symbol :SMSPHARMA**

**Name of the Company :SMS PHARMACEUTICALS LIMITED**

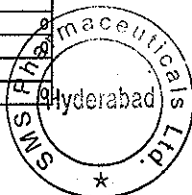
<b>Scrip Code:532815</b>		<b>MS PHARMACEUTICALS LIMITED</b>		<b>,EQUIT</b>
<b>Quarter Ended: SEP'2013</b>				
<b>Partly Paid-up Shares:</b>	<b>No. of Partly Paid-up Shares:</b>	<b>As a % of total No. of partly paid-up Shares</b>	<b>As a % of total No. of shares of the company</b>	
Held by promoter/promoter group	0	0	0	
Held by Public	0	0	0	
<b>TOTAL:</b>	<b>0</b>	<b>0</b>	<b>0</b>	
<b>Outstanding Convertible Securities:</b>	<b>No. of outstanding Securities</b>	<b>As a % of total No. of outstanding convertible securities</b>	<b>As a % of total No. of shares of the company, assuming full conversion of the convertible securities</b>	
Held by promoter/promoter group	0	0	0	
Held by Public	0	0	0	
<b>TOTAL:</b>	<b>0</b>	<b>0</b>	<b>0</b>	
<b>Warrants:</b>	<b>No. of Warrants</b>	<b>As a % of total No. of Warrants</b>	<b>As a % of total No. of shares of the company, assuming full conversion of warrants</b>	
Held by promoter/promoter group	0	0	0	
Held by Public	0	0	0	
<b>TOTAL:</b>	<b>0</b>	<b>0</b>	<b>0</b>	
<b>Total paid-up capital of the company, assuming full conversion of warrants and convertible securities</b>	<b>8465203</b>			



1/9

Table I (a) - Statement Showing Share Holding Pattern

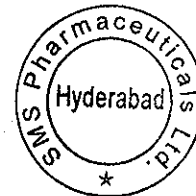
Category code	Category of Shareholder	Number of Shareholders	Total Number of shares	Number of shares held in dematerialised form	Total shareholding as a percentage of total number of shares		Shares pledged or otherwise encumbered	
					As a Percentage of (A+B)1	As a Percentage of (A+B+C)	Number of Shares	As a percentage
(I)	(II)	(III)	(IV)	(V)	(VI)	(VII)	(VII)	(IX)=(VII)/(IV)* 100
(A)	Shareholding of Promoter and Promoter Group							
1	Indian							
(a)	Individuals/Hindu Undivided Family	19	4824443	4824443	56.99	56.99	0	0
(b)	Central Government/State Government(s)	0	0	0	0	0	0	0
(c)	Bodies Corporate	1	586000	586000	6.92	6.92	0	0
(d)	Financial Institutions/Banks	0	0	0	0	0	0	0
(e)	Any Others(Specify)	0	0	0	0	0	0	0
(e-i)	Mutual Funds	0	0	0	0	0	0	0
(e-ii)	Trusts	0	0	0	0	0	0	0
	Sub Total (A)(1)	20	5410443	5410443	63.91	63.91	0	0
2	Foreign							
(a)	Individuals (Non Resident Individuals/Foreign Individuals)	0	0	0	0	0	0	0
(b)	Bodies Corporate	0	0	0	0	0	0	0
(c)	Institutions	0	0	0	0	0	0	0
(d)	Qualified Foreign Investor	0	0	0	0	0	0	0
(e)	Any Others(Specify)	0	0	0	0	0	0	0
(e-i)	Overseas Corporate Bodies	0	0	0	0	0	0	0
(e-ii)		0	0	0	0	0	0	0
	Sub Total (A)(2)	0	0	0	0	0	0	0
	Total Shareholding of Promoter and Promoter Group (A)=(A)(1)+(A)(2)	20	5410443	5410443	63.91	63.91	0	0
(B)	Public Shareholding							
1	Institutions							
(a)	Mutual Funds/UTI	0	0	0	0	0	0	0
(b)	Financial Institutions/Banks	2	42114	42114	0.5	0.5	0	0
(c)	Central Government/State Government(s)	0	0	0	0	0	0	0
(d)	Venture Capital Funds	0	0	0	0	0	0	0
(e)	Insurance Companies	0	0	0	0	0	0	0
(f)	Foreign Institutional Investors	1	45000	45000	0.53	0.53	0	0
(g)	Foreign Venture Capital Investors	0	0	0	0	0	0	0
(h)	Qualified Foreign Investor	0	0	0	0	0	0	0
(i)	Any Others(Specify)							
(i-i)	Foreign Companies	0	0	0	0	0	0	0
(i-ii)		0	0	0	0	0	0	0
	Sub Total (B)(1)	3	87114	87114	1.03	1.03	0	0
B2	Non-Institutions							
(a)	Bodies Corporate	111	387042	386872	4.57	4.57	0	0
(b)	Individuals							
(i)	Individual shareholders holding nominal share capital upto Rs.1 lakh	10049	961203	851519	11.35	11.35	0	0
(ii)	Individual shareholders holding nominal share capital in excess of Rs.1 lakh	21	848562	797230	10.02	10.02	0	0
(c)	Qualified Foreign Investor	0	0	0	0	0	0	0
(d)	Any Others(Specify)							
(d-i)	Non Resident Individuals	48	40958	40660	0.48	0.48	0	0
(d-ii)	Overseas Corporate Bodies	1	721409	721409	8.52	8.52	0	0
(d-iii)	Trusts	2	172	1	0	0	0	0
(d-iv)	Employees	0	0	0	0	0	0	0
(d-v)	Clearing Members	21	8300	8300	0.1	0.1	0	0
(d-vi)	Foreign Nationals	0	0	0	0	0	0	0
	Sub Total (B)(2)	10253	2967646	2805991	35.06	35.06	0	0
	Total Public Shareholding (B)=(B)(1)+(B)(2)	10256	3054760	2893105	36.09	36.09	0	0
	Total (A)+(B)	10276	8465203	8303548	100	100	0	0
(C)	Shares held by Custodians and against Depository Receipts have been issued							
1	Shareholding of Promoter and Promoter Group	0	0	0	0	0	0	0
2	Public Shareholding	0	0	0	0	0	0	0
	Grand Total (A)+(B)+(C)	10276	8465203	8303548	100	100	0	0



(I)(b) Statement showing holding of securities (including shares, warrants, convertible securities) of persons belonging to the category "Promoter and Promoter Group"

Sr No	Name of the Shareholders	Details of Shares held		Encumbered shares(*)			Details of warrants		Details of convertible securities		Total shares (including underlying shares assuming full conversion of warrants and convertible securities) as a % of diluted share capital
		Number of Shares	As a % of grand Total (A)+(B)+(C)	Number	As a Percentage (V)/(VI)*100	As a % of grand total (A)+(B)+(C) of sub-clause (I)(a)	Number of warrants held	As a % total number of warrants of the same class	Number of Convertible securities held	As a % total number of securities of the same class	
(i)	(ii)	(iii)	(iv)	(v)	(vi)	(vii)	(viii)	(ix)	(x)	(xi)	(xii)
1	HIMA BINDU POTLURI	1237336	14.62	0	0	0	0	0	0	0	14.62
2	RAMESH BABU POTLURI	1135696	13.42	0	0	0	0	0	0	0	13.42
3	T V V S N MURTHY	822700	9.72	0	0	0	0	0	0	0	9.72
4	POTLURI HIRE PURCHASE AND FINANCE PRIVATE LIMITED	586000	6.92	0	0	0	0	0	0	0	6.92
5	T ANNAPURNA	439034	5.19	0	0	0	0	0	0	0	5.19
6	T V V S N MURTHY	398134	4.7	0	0	0	0	0	0	0	4.7
7	GOPINEEDI SUDEEPTHI	175000	2.07	0	0	0	0	0	0	0	2.07
8	VAMSI KRISHNA POTLURI	145440	1.72	0	0	0	0	0	0	0	1.72
9	TRILOK POTLURI	143134	1.69	0	0	0	0	0	0	0	1.69
10	T V PRAVEEN	129534	1.53	0	0	0	0	0	0	0	1.53
11	SATYA VANI POTLURI	75666	0.89	0	0	0	0	0	0	0	0.89
12	RAGHAVENDRARAO POTLURI	57619	0.68	0	0	0	0	0	0	0	0.68
13	HARI KISHORE POTLURI	43006	0.51	0	0	0	0	0	0	0	0.51
14	P SURESH BABU	14144	0.17	0	0	0	0	0	0	0	0.17
15	SUKUMARI KONERU	4000	0.05	0	0	0	0	0	0	0	0.05
16	MADANAGOPALASWAMY GOPINEEDI	4000	0.05	0	0	0	0	0	0	0	0.05
	<b>Total:</b>	<b>5410443</b>	<b>63.93</b>	<b>0</b>	<b>0</b>	<b>0</b>	<b>0</b>	<b>0</b>	<b>0</b>	<b>0</b>	<b>63.93</b>

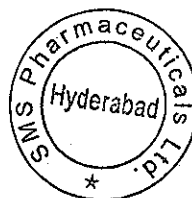
3/9



(I) (C) (i) Statement showing holding of securities (including shares, warrants, convertible securities) of persons belonging to the category "Public" and holding more than 1% of the total number of shares

Sr No	Name of the Shareholders	Number of Shares held	Shares as a percentage of total shares (i.e., Grand Total (A)+(B)+(C) indicated in Statement at para (f)(a) above)	Details of warrants		Details of convertible securities		Total shares (including underlying shares assuming full conversion of warrants and convertible securities) as a % of diluted share capital
				Number of warrants held	As a % total number of warrants of the same class	Number of Convertible securities held	As a % total number of securities of the same class	
1	GULF PHARMACEUTICAL INDUSTRIES	721409	8.52	0	0	0	0	8.52
2	VENKATA SUBBARAJU PENMATSA .	201649	2.38	0	0	0	0	2.38
3	ANIRUDDH MUNDRA	125000	1.48	0	0	0	0	1.48
4	EUREKA STOCK AND SHARE BROKING SERVICES LTD	125000	1.48	0	0	0	0	1.48
5	VIVEK MUNDRA	112000	1.32	0	0	0	0	1.32
6	ALPANA MUNDRA	110000	1.3	0	0	0	0	1.3
7	OXYGENICA PHARMACEUTICALS PRIVATE LIMITED	91742	1.08	0	0	0	0	1.08
	<b>Total:</b>	<b>1486800</b>	<b>17.56</b>	<b>0</b>	<b>0</b>	<b>0</b>	<b>0</b>	<b>17.56</b>

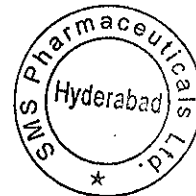
4/9



(i) (C) (ii) Statement showing holding of securities (including shares, warrants, convertible securities) of persons (together with PAC) belonging to the category "Public" and holding more than 5% of the total number of shares of the company

Sr No	Name(s) of the Shareholder(s) and Persons Acting in Concert (PAC) with them	Number of Shares held	Shares as a percentage of total number of shares (i.e., Grand Total (A)+(B)+(C) indicated in Statement at para (i)(a) above)	Details of warrants		Details of convertible securities		Total shares (including underlying shares assuming full conversion of warrants and convertible securities) as a % of diluted share capital
				Number of warrants held	As a % total number of warrants of the same class	Number of Convertible securities held	As a % total number of securities of the same class	
1	GULF PHARMACEUTICAL INDUSTRIES	721409	8.52	0	0	0	0	8.52
	<b>Total:</b>	<b>721409</b>	<b>8.52</b>	<b>0</b>	<b>0</b>	<b>0</b>	<b>0</b>	<b>8.52</b>

5/9

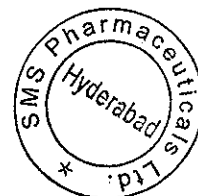


(I)( d ) Statement showing details of locked-in shares

Sr No	Name of the Shareholders	Number of Shares	Shares as a percentage of total number of shares(i.e., Grand Total (A)+(B)+( C ) indicated in Statement at para (I)(a) above)	Promoter / Promoter Group / Public
	<b>Total:</b>	<b>0</b>	<b>0</b>	

6/9


SMS\_Patt\_20130930



(ii) (a) Statement showing details of Depository Receipts (DRs)

Sr No	Type of outstanding DR (ADRs, GDRs, SDRs, etc.)	Number of outstanding DRs	Number of Shares underlying outstanding DRs	Shares underlying outstanding DRs as a percentage of total number of shares (i.e., Grand Total (A)+(B)+(C) indicated in Statement at para (i)(a) above)
Total:		0	0	0

7/9






(ii)(b) Statement showing holding of Depository Receipts (DRs), where underlying shares held by 'promoter/promoter group' are in excess of 1% of the total number of shares

Sr No	Name of the DR Holder	Type of outstanding DR (ADRs, GDRs, SDRs, etc.)	Number of Shares underlying outstanding DRs	Shares underlying outstanding DRs as a percentage of total number of shares (i.e., Grand Total (A)+(B)+( C) indicated in Statement at para (i)(a) above)
<b>Total:</b>			0	0

8/9



(III) (a) Statement showing the voting pattern of shareholders  
 If more than one class of shares/securities is issued by the issuer.  
 Give description of voting rights for each class of security  
 Class X: Equity  
 Class Y: Not Applicable  
 Class Z: Not Applicable

Category code	Category of Shareholder	Number of Voting Rights held in each class of securities			Total Voting Rights (III+IV+V) (VI)	Total Voting Rights i.e. (VI)	
		Class X (III)	Class Y (IV)	Class Z (V)		As a percentage of (A+B) (VII)	As a percentage of (A+B+C) (VIII)
(A)	Shareholding of Promoter and Promoter Group						
1	Indian						
(a)	Individuals/Hindu Undivided Family	4824443	0	0	4824443	56.99	56.99
(b)	Central Government/State Government(s)	0	0	0	0	0	0
(c)	Bodies Corporate	586000	0	0	586000	6.92	6.92
(d)	Financial Institutions/Banks	0	0	0	0	0	0
(e)	Any Others(Specify)	0	0	0	0	0	0
(e-i)	Mutual Funds	0	0	0	0	0	0
(e-ii)	Trusts	0	0	0	0	0	0
	Sub Total (A)(1)	5410443	0	0	5410443	63.91	63.91
2	Foreign						
(a)	Individuals (Non Resident Individuals/Foreign Individuals)	0	0	0	0	0	0
(b)	Bodies Corporate	0	0	0	0	0	0
(c)	Institutions	0	0	0	0	0	0
(d)	Qualified Foreign Investor	0	0	0	0	0	0
(e)	Any Others(Specify)	0	0	0	0	0	0
(e-i)	Overseas Corporate Bodies	0	0	0	0	0	0
(e-ii)		0	0	0	0	0	0
	Sub Total (A)(2)	0	0	0	0	0	0
	Total Shareholding of Promoter and Promoter Group (A)=(A)(1)+(A)(2)	5410443	0	0	5410443	63.91	63.91
(B)	Public Shareholding						
1	Institutions						
(a)	Mutual Funds/UTI	0	0	0	0	0	0
(b)	Financial Institutions/Banks	42114	0	0	42114	0.5	0.5
(c)	Central Government/State Government(s)	0	0	0	0	0	0
(d)	Venture Capital Funds	0	0	0	0	0	0
(e)	Insurance Companies	0	0	0	0	0	0
(f)	Foreign Institutional Investors	45000	0	0	45000	0.53	0.53
(g)	Foreign Venture Capital Investors	0	0	0	0	0	0
(h)	Qualified Foreign Investor	0	0	0	0	0	0
(i)	Any Others(Specify)	0	0	0	0	0	0
(i-i)	Foreign Companies	0	0	0	0	0	0
(i-ii)		0	0	0	0	0	0
	Sub Total (B)(1)	87114	0	0	87114	1.03	1.03
B2	Non-Institutions						
(a)	Bodies Corporate	387042	0	0	387042	4.57	4.57
(b)	Individuals						
(i)	Individual shareholders holding nominal share capital upto Rs.1 lakh	961203	0	0	961203	11.35	11.35
(ii)	Individual shareholders holding nominal share capital in excess of Rs.1 lakh	848562	0	0	848562	10.02	10.02
(c)	Qualified Foreign Investor	0	0	0	0	0	0
(d)	Any Others(Specify)						
(d-i)	Non Resident Individuals	40958	0	0	40958	0.48	0.48
(d-ii)	Overseas Corporate Bodies	721409	0	0	721409	8.52	8.52
(d-iii)	Trusts	172	0	0	172	0	0
(d-iv)	Employees	0	0	0	0	0	0
(d-v)	Clearing Members	8300	0	0	8300	0.1	0.1
(d-vi)	Foreign Nationals	0	0	0	0	0	0
	Sub Total (B)(2)	2967646	0	0	2967646	35.06	35.06
	Total Public Shareholding (B)=(B)(1)+(B)(2)	3054760	0	0	3054760	36.09	36.09
	Total (A)+(B)	8465203	0	0	8465203	100	100
(C)	Shares held by Custodians and against Depository Receipts have been issued						
1	Shareholding of Promoter and Promoter Group	0	0	0	0	0	0
2	Public Shareholding	0	0	0	0	0	0
	Grand Total (A)+(B)+(C)	8465203	0	0	8465203	100	100

