



pharmaceuticals ltd.

**Registered & Corporate Office :**

Plot No. 19-111, Road No. 71,  
Opp. Bharatiya Vidya Bhavan Public School,  
Jubilee Hills Hyderabad - 500 096, Telangana, INDIA,  
Tel : +91-40-6628 8888, Fax : +91-40-2355 1402  
CIN : L24239AP1987PLC008066  
Email : info@smspharma.com, www.smspharma.com

19<sup>th</sup> October, 2015

To,  
Bombay Stock Exchange Limited,  
National Stock Exchange of India Limited

Dear Sir/Madam,

**Reference: BSE: Stock Code: 532815; NSE: SMSPHARMA**

**Subject: Quarterly Compliance Report on Shareholding Pattern as on 30<sup>th</sup> September, 2015 (Clause 35).**



We are forwarding herewith the Quarterly Compliance Report on Shareholding Pattern for the quarter ended on 30<sup>th</sup> September, 2015 as required under clause 35 of the listing agreement.

Please take the same on your records.

Thanking you,

Yours faithfully,

For SMS Pharmaceuticals Limited

Saurav Roy  
Company Secretary

Encl: a/a/

Name of the Company : SMS PHARMACEUTICALS LIMITED

Scrip Code:532815		SMS PHARMACEUTICALS LIMITED ,EQUITY	
Quarter Ended: SEP'2015			
Partly Paid-up Shares:	No.of Partly Paid-up Shares:	As a % of total No. of partly paid-up Shares	As a % of total No. of shares of the company
Held by promoter/promoter group	0	0	0
Held by Public	0	0	0
<b>TOTAL:</b>	<b>0</b>	<b>0</b>	<b>0</b>
Outstanding Convertible Securites:	No. of outstanding Securities	As a % of total No. of outstanding convertible securities	As a % of total No. of shares of the company, assuming full conversion of the convertible securities
Held by promoter/promoter group	0	0	0
Held by Public	0	0	0
<b>TOTAL:</b>	<b>0</b>	<b>0</b>	<b>0</b>
Warrants:	No. of Warrants	As a % of total No. of Warrants	As a % of total No. of shares of the company, assuming full conversion of warrants
Held by promoter/promoter group	0	0	0
Held by Public	0	0	0
<b>TOTAL:</b>	<b>0</b>	<b>0</b>	<b>0</b>
<b>Total paid-up capital of the company, assuming full conversion of warrants and convertible securities</b>		<b>8465203</b>	

*Saurav Roy*



1/7

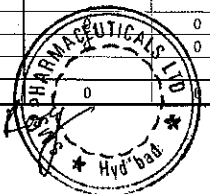
**SMS Pharmaceuticals Limited**

Scrip Code: 532815; Class of Security: Equity

Quarter Ended: 30.09.2015

**Table I (a) - Statement Showing Share Holding Pattern**

Category code	Category of Shareholder	Number of Shareholders	Total Number of shares	Number of shares held in dematerialised form	Total shareholding as a percentage of total number of shares		Shares pledged or otherwise encumbered	
					As a Percentage of (A+B)1	As a Percentage of (A+B+C)	Number of Shares	As a percentage
(I)	(II)	(III)	(IV)	(V)	(VI)	(VII)	(VII)	(IX)=(VIII)/(IV)*100
<b>(A)</b>	<b>SHAREHOLDING OF PROMOTER AND PROMOTER GROUP</b>							
<b>1</b>	<b>Indian</b>							
(a)	Individuals/Hindu Undivided Family	14	4820443	4820443	56.94	56.94	0	0
(b)	Central Government/State Government(s)	0	0	0	0	0	0	0
(c)	Bodies Corporate	2	679742	679742	8.03	8.03	0	0
(d)	Financial Institutions/Banks	0	0	0	0	0	0	0
(e)	Any Others(Specify)	0	0	0	0	0	0	0
(e-i)	Mutual Funds	0	0	0	0	0	0	0
(e-ii)	Trusts	0	0	0	0	0	0	0
	<b>Sub Total (A)(1)</b>	<b>16</b>	<b>5500185</b>	<b>5500185</b>	<b>64.97</b>	<b>64.97</b>	<b>0</b>	<b>0</b>
<b>2</b>	<b>Foreign</b>							
(a)	Individuals (Non Resident Indians/Foreign Individuals)	0	0	0	0	0	0	0
(b)	Bodies Corporate	0	0	0	0	0	0	0
(c)	Institutions	0	0	0	0	0	0	0
(d)	Qualified Foreign Investor	0	0	0	0	0	0	0
(e)	Any Others(Specify)	0	0	0	0	0	0	0
(e-i)	Overseas Corporate Bodies	0	0	0	0	0	0	0
(e-ii)		0	0	0	0	0	0	0
	<b>Sub Total (A)(2)</b>	<b>0</b>	<b>0</b>	<b>0</b>	<b>0</b>	<b>0</b>	<b>0</b>	<b>0</b>
	<b>Total Shareholding of Promoter and Promoter Group (A)=(A)(1)+(A)(2)</b>	<b>16</b>	<b>5500185</b>	<b>5500185</b>	<b>64.97</b>	<b>64.97</b>	<b>0</b>	<b>0</b>
<b>(B)</b>	<b>PUBLIC SHAREHOLDING</b>							
<b>B1</b>	<b>Institutions</b>							
(a)	Mutual Funds/UTI	1	31539	31539	0.37	0.37	0	0
(b)	Financial Institutions/Banks	1	3344	3344	0.04	0.04	0	0
(c)	Central Government/State Government(s)	0	0	0	0	0	0	0
(d)	Venture Capital Funds	0	0	0	0	0	0	0
(e)	Insurance Companies	0	0	0	0	0	0	0
(f)	Foreign Institutional Investors	0	0	0	0	0	0	0
(g)	Foreign Venture Capital Investors	0	0	0	0	0	0	0
(h)	Qualified Foreign Investor	0	0	0	0	0	0	0
(i)	Any Others(Specify)	0	0	0	0	0	0	0
(i-i)	Foreign Companies	0	0	0	0	0	0	0
(i-ii)		0	0	0	0	0	0	0
	<b>Sub Total (B)(1)</b>	<b>2</b>	<b>34883</b>	<b>34883</b>	<b>0.41</b>	<b>0.41</b>	<b>0</b>	<b>0</b>
<b>B2</b>	<b>Non-Institutions</b>							
(a)	Bodies Corporate	182	282992	282822	3.34	3.34	0	0
(b)	Individuals							
(i)	Individual shareholders holding nominal share capital upto Rs.1 lakh	10178	1080026	991680	12.76	12.76	0	0
(ii)	Individual shareholders holding nominal share capital in excess of Rs.1 lakh	19	680135	664369	8.03	8.03	0	0
(c)	Qualified Foreign Investor	0	0	0	0	0	0	0
(d)	Any Others(Specify)							
(d-i)	Non Resident Indians	127	184989	184691	2.19	2.19	0	0
(d-ii)	Overseas Corporate Bodies	1	659029	659029	7.79	7.79	0	0
(d-iii)	Trusts	1	171	0	0	0	0	0
(d-iv)	Employees	0	0	0	0	0	0	0
(d-v)	Clearing Members	87	42793	42793	0.51	0.51	0	0
(d-vi)	Foreign Nationals	0	0	0	0	0	0	0
(d-vii)	Foreign Portfolio Investor (Individuals)	0	0	0	0	0	0	0
(d-viii)	Foreign Portfolio Investor (Corporate)	0	0	0	0	0	0	0
	<b>Sub Total (B)(2)</b>	<b>10595</b>	<b>2930135</b>	<b>2825384</b>	<b>34.61</b>	<b>34.61</b>	<b>0</b>	<b>0</b>
	<b>Total Public Shareholding (B)=(B)(1)+(B)(2)</b>	<b>10597</b>	<b>2965018</b>	<b>2860267</b>	<b>35.03</b>	<b>35.03</b>	<b>0</b>	<b>0</b>
	<b>Total (A)+(B)</b>	<b>10613</b>	<b>8465203</b>	<b>8360452</b>	<b>100</b>	<b>100</b>	<b>0</b>	<b>0</b>
<b>(C)</b>	<b>SHARES HELD BY CUSTODIANS AND AGAINST DEPOSITORY RECEIPTS HAVE BEEN ISSUED</b>							
<b>1</b>	Shareholding of Promoter and Promoter Group	0	0	0	0	0	0	0
<b>2</b>	Public Shareholding	0	0	0	0	0	0	0
	<b>Grand Total (A)+(B)+(C)</b>	<b>10613</b>	<b>8465203</b>	<b>8360452</b>	<b>100</b>	<b>100</b>	<b>0</b>	<b>0</b>



SMS Pharmaceuticals Limited


Script Code: 532815; Class of Security: Equity

Quarter Ended: 30.09.2015

(I)(b) Statement showing holding of securities (including shares, warrants, convertible securities) of persons belonging to the category "Promoter and Promoter Group"

Sr No	Name of the Shareholders	Details of Shares held		Encumbered shares(*)			Details of warrants			Details of convertible securities		Total shares (including underlying shares assuming full conversion of warrants and convertible securities) as a % of diluted share capital
		Number of Shares	As a % of grand Total (A)+(B)+(C)	Number	As a Percentage (VI)=(V)/III*100	As a % of grand total (A)+(B)+(C) of sub-clause (I)(a)	Number of warrants held	As a % total warrants of the same class	Number of Convertible securities held	As a % total securities of the same class	(X)	
(I)	(II)	(III)	(IV)	(V)	(VI)= (V)/III*100	(VII)	(VIII)	(IX)	(X)	(XI)	(XII)	
1	HIMA BINDU POTTURI	1237336	14.62	0	0	0	0	0	0	0	14.62	
2	RAMESH BABU POTTURI	1135696	13.42	0	0	0	0	0	0	0	13.42	
3	T V S N MURTHY	822700	9.72	0	0	0	0	0	0	0	9.72	
4	POTLURI INFRA PROJECTS PRIVATE LIMITED	586000	6.92	0	0	0	0	0	0	0	6.92	
5	T ANNAPURNA	439034	5.19	0	0	0	0	0	0	0	5.19	
6	T V S N MURTHY	398134	4.7	0	0	0	0	0	0	0	4.7	
7	GOPINEEDI SUDEEPHI	175000	2.07	0	0	0	0	0	0	0	2.07	
8	VAMSI KRISHNA POTTURI	145440	1.72	0	0	0	0	0	0	0	1.72	
9	TRILOK POTTURI	143134	1.69	0	0	0	0	0	0	0	1.69	
10	T V PRAVEEN	129534	1.53	0	0	0	0	0	0	0	1.53	
11	POTLURI LABORATORIES PRIVATE LIMITED	93742	1.11	0	0	0	0	0	0	0	1.11	
12	SATYA VANI POTTURU	75666	0.89	0	0	0	0	0	0	0	0.89	
13	RAGHAVENDRARAO POTTURI	57619	0.68	0	0	0	0	0	0	0	0.68	
14	HARI KISHORE POTTURI	43006	0.51	0	0	0	0	0	0	0	0.51	
15	P SURESH BABU	14144	0.17	0	0	0	0	0	0	0	0.17	
16	SUKUMARI KONERU	4000	0.05	0	0	0	0	0	0	0	0.05	
	<b>Total:</b>	<b>5500185</b>	<b>64.99</b>	<b>0</b>	<b>0</b>	<b>0</b>	<b>0</b>	<b>0</b>	<b>0</b>	<b>0</b>	<b>64.99</b>	

(\*) The term "encumbrance" has the same meaning as assigned to it in regulation 28(3) of the SAST Regulations, 2011.



Saawan Roy

SMS Pharmaceuticals Limited


Scrip Code: 532815; Class of Security: Equity

Quarter Ended: 30.09.2015

(I) (C) (i) Statement showing holding of securities (including shares, warrants, convertible securities) of persons belonging to the category "Public" and holding more than 1% of the total number of shares

Sr No	Name of the Shareholders	Number of Shares held	Shares as a percentage of total number of shares (i.e., Grand Total (A)+(B)+(C) indicated in Statement at para (I)(a) above)	Details of warrants		Details of convertible securities		Total shares (including underlying shares assuming full conversion of warrants and convertible securities) as a % of diluted share capital
				Number of warrants held	As a % total number of the warrants of the same class	Number of Convertible securities held	As a % total number of securities of the same class	
1	GULF PHARMACEUTICAL INDUSTRIES	659029	7.79	0	0	0	0	7.79
2	VENKATA SUBBARAJU PENMATSA .	195000	2.3	0	0	0	0	2.3
3	ANIRUDDH MUNDRA	125000	1.48	0	0	0	0	1.48
4	VIVEK MUNDRA	112000	1.32	0	0	0	0	1.32
5	ALPANA MUNDRA	110000	1.3	0	0	0	0	1.3
<b>Total:</b>				<b>1201029</b>	<b>14.19</b>	<b>0</b>	<b>0</b>	<b>14.19</b>

7/7



*Suman Roy*


**SMS Pharmaceuticals Limited**

**Scrip Code: 532815; Class of Security: Equity**

**Quarter Ended: 30.09.2015**

(I) (C) (ii) Statement showing holding of securities (including shares, warrants, convertible securities) of persons (together with PAC) belonging to the category "Public" and holding more than 5% of the total number of shares of the company

Sr No	Name(s) of the Shareholder(s) and Persons Acting in Concert (PAC) with them	Number of Shares held	Shares as a percentage of total number of shares (i.e., Grand Total (A)+(B)+(C) indicated in Statement at para (I)(a) above)	Details of warrants		Details of convertible securities		Total shares (including underlying shares assuming full conversion of warrants and convertible securities) as a % of diluted share capital
				Number of warrants held	As a % total warrants of the same class	Number of Convertible securities held	As a % total securities of the same class	
1	GULF PHARMACEUTICAL INDUSTRIES	659029	7.79	0	0	0	0	7.79
<b>Total:</b>		<b>659029</b>	<b>7.79</b>	<b>0</b>	<b>0</b>	<b>0</b>	<b>0</b>	<b>7.79</b>



*Manoj Roy*

**SMS Pharmaceuticals Limited**  
**Scrip Code: 532815; Class of Security: Equity**  
**Quarter Ended: 30.09.2015**

**(I)( d ) Statement showing details of locked-in shares**

Sr No	Name of the Shareholders	Number of Shares	Shares as a percentage of total number of shares(I.e., Grand Total (A)+(B)+( C ) indicated in Statement at para (I)(a) above)	Promoter / Promoter Group / Public
		0	0	
	<b>Total:</b>	0	0	

**(II)( a ) Statement showing details of Depository Receipts (DRs)**

Sr No	Type of outstanding DR (ADRs, GDRs, SDRs, etc.)	Number of outstanding DRs	Number of Shares underlying outstanding DRs	Shares underlying outstanding DRs as a percentage of total number of shares(I.e., Grand Total (A)+(B)+( C ) indicated in Statement at para (I)(a) above)
		0	0	0
	<b>Total:</b>	0	0	0

**(II)( b ) Statement showing holding of Depository Receipts (DRs), where underlying shares held by 'promoter/promoter group' are in excess of 1% of the total number of shares**

Sr No	Name of the DR Holder	Type of outstanding DR (ADRs, GDRs, SDRs, etc.)	Number of Shares underlying outstanding DRs	Shares underlying outstanding DRs as a percentage of total number of shares(I.e., Grand Total (A)+(B)+( C ) indicated in Statement at para (I)(a) above)
			0	0
	<b>Total:</b>		0	0

*Sauran Roy*  


6/7

Quarter Ended: 30.09.2015

(III) (a) Statement showing the voting pattern of shareholders if more than one class of shares/securities is issued by the issuer.

Give description of voting rights for each class of security

Class X: Equity

Class Y and Class Z: Not Applicable

Category code	Category of Shareholder	Number of Voting Rights held in each class of securities			Total Voting Rights (III+IV+V) (VI)	Total Voting Rights I.e. (VI)	
		Class X (III)	Class Y (IV)	Class Z (V)		As a percentage of (A+B) (VII)	As a percentage of (A+B+C) (VIII)
(I)	(II)						
<b>(A)</b>	<b>SHAREHOLDING OF PROMOTER AND PROMOTER GROUP</b>						
1	Indian						
(a)	Individuals/Hindu Undivided Family	4820443	0	0	4820443	56.94	56.94
(b)	Central Government/State Government(s)	0	0	0	0	0	0
(c)	Bodies Corporate	679742	0	0	679742	8.03	8.03
(d)	Financial Institutions/Banks	0	0	0	0	0	0
(e)	Any Others(Specify)	0	0	0	0	0	0
(e-i)	Mutual Funds	0	0	0	0	0	0
(e-ii)	Trusts	0	0	0	0	0	0
	<b>Sub Total (A)(1)</b>	<b>5500185</b>	<b>0</b>	<b>0</b>	<b>5500185</b>	<b>64.97</b>	<b>64.97</b>
2	Foreign						
(a)	Individuals (Non Resident Indians/Foreign	0	0	0	0	0	0
(b)	Bodies Corporate	0	0	0	0	0	0
(c)	Institutions	0	0	0	0	0	0
(d)	Qualified Foreign Investor	0	0	0	0	0	0
(e)	Any Others(Specify)	0	0	0	0	0	0
(e-i)	Overseas Corporate Bodies	0	0	0	0	0	0
(e-ii)		0	0	0	0	0	0
	<b>Sub Total (A)(2)</b>	<b>0</b>	<b>0</b>	<b>0</b>	<b>0</b>	<b>0</b>	<b>0</b>
	<b>Total Shareholding of Promoter and Promoter Group (A)=(A)(1)+(A)(2)</b>	<b>5500185</b>	<b>0</b>	<b>0</b>	<b>5500185</b>	<b>64.97</b>	<b>64.97</b>
<b>(B)</b>	<b>PUBLIC SHAREHOLDING</b>						
1	Institutions						
(a)	Mutual Funds/UTI	31539	0	0	31539	0.37	0.37
(b)	Financial Institutions/Banks	3344	0	0	3344	0.04	0.04
(c)	Central Government/State Government(s)	0	0	0	0	0	0
(d)	Venture Capital Funds	0	0	0	0	0	0
(e)	Insurance Companies	0	0	0	0	0	0
(f)	Foreign Institutional Investors	0	0	0	0	0	0
(g)	Foreign Venture Capital Investors	0	0	0	0	0	0
(h)	Qualified Foreign Investor	0	0	0	0	0	0
(i)	Any Others(Specify)	0	0	0	0	0	0
(i-i)	Foreign Companies	0	0	0	0	0	0
(i-ii)		0	0	0	0	0	0
	<b>Sub Total (B)(1)</b>	<b>34883</b>	<b>0</b>	<b>0</b>	<b>34883</b>	<b>0.41</b>	<b>0.41</b>
B2	Non-Institutions						
(a)	Bodies Corporate	282992	0	0	282992	3.34	3.34
(b)	Individuals						
(I)	Individual shareholders holding nominal share capital upto Rs.1 lakh	1080026	0	0	1080026	12.76	12.76
(II)	Individual shareholders holding nominal share capital in excess of Rs.1 lakh	680135	0	0	680135	8.03	8.03
(c)	Qualified Foreign Investor	0	0	0	0	0	0
(d)	Any Others(Specify)						
(d-i)	Non Resident Indians	184989	0	0	184989	2.19	2.19
(d-ii)	Overseas Corporate Bodies	659029	0	0	659029	7.79	7.79
(d-iii)	Trusts	171	0	0	171	0	0
(d-iv)	Employees	0	0	0	0	0	0
(d-v)	Clearing Members	42793	0	0	42793	0.51	0.51
(d-vi)	Foreign Nationals	0	0	0	0	0	0
(d-vii)	Foreign Portfolio Investor (Individuals)	0	0	0	0	0	0
(d-viii)	Foreign Portfolio Investor (Corporate)	0	0	0	0	0	0
	<b>Sub Total (B)(2)</b>	<b>2930135</b>	<b>0</b>	<b>0</b>	<b>2930135</b>	<b>34.61</b>	<b>34.61</b>
	<b>Total Public Shareholding (B)=(B)(1)+(B)(2)</b>	<b>2965018</b>	<b>0</b>	<b>0</b>	<b>2965018</b>	<b>35.03</b>	<b>35.03</b>
	<b>Total (A)+(B)</b>	<b>8465203</b>	<b>0</b>	<b>0</b>	<b>8465203</b>	<b>100</b>	<b>100</b>
<b>(C)</b>	<b>SHARES HELD BY CUSTODIANS AND AGAINST DEPOSITORY RECEIPTS HAVE BEEN ISSUED</b>						
1	Shareholding of Promoter and Promoter Group	0	0	0	0	0	0
2	Public Shareholding	0	0	0	0	0	0
	<b>Grand Total (A)+(B)+(C)</b>	<b>8465203</b>	<b>0</b>	<b>0</b>	<b>8465203</b>	<b>100</b>	<b>100</b>

