



pharmaceuticals ltd.

Regd.&Corporate Office :
Plot No. 19-111, Road No. 71,
Opp. Bharatiya Vidya Bhavan Public School,
Jubilee Hills Hyderabad - 500 096. A.P. INDIA,
Tel : +91-40-6628 8888, Fax : +91-40-2355 1402

By Email/Courier

January 8, 2014

Bombay Stock Exchange Limited
Floor 25, P.J. Towers
Dalal Street
Mumbai-400 001.

Scrip Code : 532815

Dear Sir,

Sub : Shareholding Pattern as on 31st December, 2013.

We are forwarding herewith the Shareholding Pattern of our Company for the quarter ended on 31st December, 2013.

Please take the same on your records.

Thanking you,

**Yours faithfully,
For SMS Pharmaceuticals Limited**

A handwritten signature in black ink, appearing to read 'P. Potluri'.

**Ramesh Babu Potluri
Chairman & Managing Director**

Encl : a/a/

C.C. National Stock Exchange of India Ltd.
Exchange Plaza, Bandra-Kurla Complex
Bandra (E)
Mumbai-400 001.

Symbol :SMSPHARMA

Name of the Company :SMS PHARMACEUTICALS LIMITED

| | | | | |
|--|--------------------------------------|--|---|---------------|
| Scrip Code:532815 | | MS PHARMACEUTICALS LIMITED | | ,EQUIT |
| Quarter Ended: DEC'2013 | | | | |
| Partly Paid-up Shares: | No.of Partly Paid-up Shares: | As a % of total No. of partly paid-up Shares | As a % of total No. of shares of the company | |
| Held by promoter/promoter group | 0 | 0 | 0 | |
| Held by Public | 0 | 0 | 0 | |
| TOTAL: | 0 | 0 | 0 | |
| | | | | |
| Outstanding Convertible Securites: | No. of outstanding Securities | As a % of total No. of outstanding convertible securities | As a % of total No. of shares of the company, assuming full conversion of the convertible securities | |
| Held by promoter/promoter group | 0 | 0 | 0 | |
| Held by Public | 0 | 0 | 0 | |
| TOTAL: | 0 | 0 | 0 | |
| | | | | |
| Warrants: | No. of Warrants | As a % of total No. of Warrants | As a % of total No. of shares of the company, assuming full conversion of warrants | |
| Held by promoter/promoter group | 0 | 0 | 0 | |
| Held by Public | 0 | 0 | 0 | |
| TOTAL: | 0 | 0 | 0 | |
| | | | | |
| Total paid-up capital of the company, assuming full conversion of warrants and convertible securities | 8465203 | | | |

1/9




Table I (a) - Statement Showing Share Holding Pattern

| Category code | Category of Shareholder | Number of Shareholders | Total Number of shares | Number of shares held in dematerialised form | Total shareholding as a percentage of total number of shares | | Shares pledged or otherwise encumbered | |
|---------------|---|------------------------|------------------------|--|--|----------------------------|--|-----------------------|
| | | | | | As a Percentage of (A+B)1 | As a Percentage of (A+B+C) | Number of Shares | As a percentage |
| (I) | (II) | (III) | (IV) | (V) | (VI) | (VII) | (VII) | (IX)=(VIII)/(IV)* 100 |
| (A) | Shareholding of Promoter and Promoter Group | | | | | | | |
| 1 | Indian | | | | | | | |
| (a) | Individuals/Hindu Undivided Family | 15 | 4824443 | 4824443 | 56.99 | 56.99 | 0 | 0 |
| (b) | Central Government/State Government(s) | 0 | 0 | 0 | 0 | 0 | 0 | 0 |
| (c) | Bodies Corporate | 1 | 586000 | 586000 | 6.92 | 6.92 | 0 | 0 |
| (d) | Financial Institutions/Banks | 0 | 0 | 0 | 0 | 0 | 0 | 0 |
| (e) | Any Others(Specify) | 0 | 0 | 0 | 0 | 0 | 0 | 0 |
| (e-i) | Mutual Funds | 0 | 0 | 0 | 0 | 0 | 0 | 0 |
| (e-ii) | Trusts | 0 | 0 | 0 | 0 | 0 | 0 | 0 |
| | Sub Total (A)(1) | 16 | 5410443 | 5410443 | 63.91 | 63.91 | 0 | 0 |
| 2 | Foreign | | | | | | | |
| (a) | Individuals (Non Resident individuals/Foreign Individuals) | 0 | 0 | 0 | 0 | 0 | 0 | 0 |
| (b) | Bodies Corporate | 0 | 0 | 0 | 0 | 0 | 0 | 0 |
| (c) | Institutions | 0 | 0 | 0 | 0 | 0 | 0 | 0 |
| (d) | Qualified Foreign Investor | 0 | 0 | 0 | 0 | 0 | 0 | 0 |
| (e) | Any Others(Specify) | 0 | 0 | 0 | 0 | 0 | 0 | 0 |
| (e-i) | Overseas Corporate Bodies | 0 | 0 | 0 | 0 | 0 | 0 | 0 |
| (e-ii) | | 0 | 0 | 0 | 0 | 0 | 0 | 0 |
| | Sub Total (A)(2) | 0 | 0 | 0 | 0 | 0 | 0 | 0 |
| | Total Shareholding of Promoter and Promoter Group (A)=(A)(1)+(A)(2) | 16 | 5410443 | 5410443 | 63.91 | 63.91 | 0 | 0 |
| (B) | Public Shareholding | | | | | | | |
| 1 | Institutions | | | | | | | |
| (a) | Mutual Funds/UTI | 0 | 0 | 0 | 0 | 0 | 0 | 0 |
| (b) | Financial Institutions/Banks | 2 | 42114 | 42114 | 0.5 | 0.5 | 0 | 0 |
| (c) | Central Government/State Government(s) | 0 | 0 | 0 | 0 | 0 | 0 | 0 |
| (d) | Venture Capital Funds | 0 | 0 | 0 | 0 | 0 | 0 | 0 |
| (e) | Insurance Companies | 0 | 0 | 0 | 0 | 0 | 0 | 0 |
| (f) | Foreign Institutional Investors | 1 | 45000 | 45000 | 0.53 | 0.53 | 0 | 0 |
| (g) | Foreign Venture Capital Investors | 0 | 0 | 0 | 0 | 0 | 0 | 0 |
| (h) | Qualified Foreign Investor | 0 | 0 | 0 | 0 | 0 | 0 | 0 |
| (i) | Any Others(Specify) | 0 | 0 | 0 | 0 | 0 | 0 | 0 |
| (i-i) | Foreign Companies | 0 | 0 | 0 | 0 | 0 | 0 | 0 |
| (i-ii) | | 0 | 0 | 0 | 0 | 0 | 0 | 0 |
| | Sub Total (B)(1) | 3 | 87114 | 87114 | 1.03 | 1.03 | 0 | 0 |
| B2 | Non-Institutions | | | | | | | |
| (a) | Bodies Corporate | 113 | 387146 | 386976 | 4.57 | 4.57 | 0 | 0 |
| (b) | Individuals | | | | | | | |
| (i) | Individual shareholder's holding nominal share capital upto Rs.1 lakh | 9957 | 959004 | 849322 | 11.33 | 11.33 | 0 | 0 |
| (ii) | Individual shareholder's holding nominal share capital in excess of Rs.1 lakh | 21 | 848562 | 797230 | 10.02 | 10.02 | 0 | 0 |
| (c) | Qualified Foreign Investor | 0 | 0 | 0 | 0 | 0 | 0 | 0 |
| (d) | Any Others(Specify) | | | | | | | |
| (d-i) | Non Resident Individuals | 48 | 43164 | 42866 | 0.51 | 0.51 | 0 | 0 |
| (d-ii) | Overseas Corporate Bodies | 1 | 721409 | 721409 | 8.52 | 8.52 | 0 | 0 |
| (d-iii) | Trusts | 2 | 172 | 1 | 0 | 0 | 0 | 0 |
| (d-iv) | Employees | 0 | 0 | 0 | 0 | 0 | 0 | 0 |
| (d-v) | Clearing Members | 20 | 8189 | 8189 | 0.1 | 0.1 | 0 | 0 |
| (d-vi) | Foreign Nationals | 0 | 0 | 0 | 0 | 0 | 0 | 0 |
| | Sub Total (B)(2) | 10162 | 2967646 | 2805993 | 35.06 | 35.06 | 0 | 0 |
| | Total Public Shareholding (B)=(B)(1)+(B)(2) | 10165 | 3054760 | 2893107 | 36.08 | 36.08 | 0 | 0 |
| | Total (A)+(B) | 10181 | 8465203 | 8303550 | 100 | 100 | 0 | 0 |
| (C) | Shares held by Custodians and against Depository Receipts have been issued | | | | | | | |
| 1 | Shareholding of Promoter and Promoter Group | 0 | 0 | 0 | 0 | 0 | 0 | 0 |
| 2 | Public Shareholding | 0 | 0 | 0 | 0 | 0 | 0 | 0 |
| | Grand Total (A)+(B)+(C) | 10181 | 8465203 | 8303550 | 100 | 100 | 0 | 0 |

(I)(b) Statement showing holding of securities (including shares, warrants, convertible securities) of persons belonging to the category "Promoter and Promoter Group"

| Sr No | Name of the Shareholders | Details of Shares held | | Encumbered shares(*) | | | Details of warrants | | Details of convertible securities | | Total shares (including underlying shares assuming full conversion of warrants and convertible securities) as a % of diluted share capital |
|-------|---|------------------------|-----------------------------------|----------------------|-----------------------------|--|-------------------------|---|---------------------------------------|---|--|
| | | Number of Shares | As a % of grand Total (A)+(B)+(C) | Number | As a Percentage (V)/III*100 | As a % of grand total (A)+(B)+(C) of sub-clause (I)(a) | Number of warrants held | As a % total number of warrants of the same class | Number of Convertible securities held | As a % total number of securities of the same class | |
| (i) | (ii) | (iii) | (iv) | (v) | (vi)= (v)/iii*100 | (vii) | (viii) | (ix) | (x) | (xi) | (xii) |
| 1 | HIMA BINDU POTLURI | 1237336 | 14.62 | 0 | 0 | 0 | 0 | 0 | 0 | 0 | 14.62 |
| 2 | RAMESH BABU POTLURI | 1135696 | 13.42 | 0 | 0 | 0 | 0 | 0 | 0 | 0 | 13.42 |
| 3 | T V S N MURTHY | 822700 | 9.72 | 0 | 0 | 0 | 0 | 0 | 0 | 0 | 9.72 |
| 4 | POTLURI HIRE PURCHASE AND FINANCE PRIVATE LIMITED | 586000 | 6.92 | 0 | 0 | 0 | 0 | 0 | 0 | 0 | 6.92 |
| 5 | T ANNAPURNA | 439034 | 5.19 | 0 | 0 | 0 | 0 | 0 | 0 | 0 | 5.19 |
| 6 | T V S N MURTHY | 398134 | 4.7 | 0 | 0 | 0 | 0 | 0 | 0 | 0 | 4.7 |
| 7 | GOPINEEDI SUDEEPTHI | 175000 | 2.07 | 0 | 0 | 0 | 0 | 0 | 0 | 0 | 2.07 |
| 8 | VAMSI KRISHNA POTLURI | 145440 | 1.72 | 0 | 0 | 0 | 0 | 0 | 0 | 0 | 1.72 |
| 9 | TRILOK POTLURI | 143134 | 1.69 | 0 | 0 | 0 | 0 | 0 | 0 | 0 | 1.69 |
| 10 | T V PRAVEEN | 129534 | 1.53 | 0 | 0 | 0 | 0 | 0 | 0 | 0 | 1.53 |
| 11 | SATYA VANI POTLURI | 75666 | 0.89 | 0 | 0 | 0 | 0 | 0 | 0 | 0 | 0.89 |
| 12 | RAGHAVENDRARAO POTLURI | 57619 | 0.68 | 0 | 0 | 0 | 0 | 0 | 0 | 0 | 0.68 |
| 13 | HARI KISHORE POTLURI | 43006 | 0.51 | 0 | 0 | 0 | 0 | 0 | 0 | 0 | 0.51 |
| 14 | P SURESH BABU | 14144 | 0.17 | 0 | 0 | 0 | 0 | 0 | 0 | 0 | 0.17 |
| 15 | SUKUMARI KONERU | 4000 | 0.05 | 0 | 0 | 0 | 0 | 0 | 0 | 0 | 0.05 |
| 16 | MADANAGOPALASWAMY GOPINEEDI | 4000 | 0.05 | 0 | 0 | 0 | 0 | 0 | 0 | 0 | 0.05 |
| | | | 0 | | | | | | | | 0 |
| | | Total: | 5410443 | 63.91 | 0 | 0 | 0 | 0 | 0 | 0 | 63.91 |

*The term "encumbrance" has the same meaning as assigned to it in regulation 28(3) of the SAST Regulations, 2011.




3/9

(I)(C)(i) Statement showing holding of securities (including shares, warrants, convertible securities) of persons belonging to the category "Public" and holding more than 1% of the total number of shares

| Sr No | Name of the Shareholders | Number of Shares held | Shares as a percentage of total number of shares (i.e., Grand Total (A)+(B)+(C) indicated in Statement at para (I)(a) above) | Details of warrants | | Details of convertible securities | | Total shares (including underlying shares assuming full conversion of warrants and convertible securities) as a % of diluted share capital |
|-------|---|-----------------------|--|-------------------------|---|---------------------------------------|---|--|
| | | | | Number of warrants held | As a % total number of warrants of the same class | Number of Convertible securities held | As a % total number of securities of the same class | |
| 1 | GULF PHARMACEUTICAL INDUSTRIES | 721409 | 8.52 | 0 | 0 | 0 | 0 | 8.52 |
| 2 | VENKATA SUBBARAJU PENMATSA . | 201649 | 2.38 | 0 | 0 | 0 | 0 | 2.38 |
| 3 | ANIRUDDH MUNDRA | 125000 | 1.48 | 0 | 0 | 0 | 0 | 1.48 |
| 4 | EUREKA STOCK AND SHARE BROKING SERVICES LTD | 125000 | 1.48 | 0 | 0 | 0 | 0 | 1.48 |
| 5 | VIVEK MUNDRA | 112000 | 1.32 | 0 | 0 | 0 | 0 | 1.32 |
| 6 | ALPANA MUNDRA | 110000 | 1.3 | 0 | 0 | 0 | 0 | 1.3 |
| 7 | OXYGENICA PHARMACEUTICALS PRIVATE LIMITED | 91742 | 1.08 | 0 | 0 | 0 | 0 | 1.08 |
| | Total: | 1486800 | 17.56 | 0 | 0 | 0 | 0 | 17.56 |

4/9



(I) (C) (ii) Statement showing holding of securities (including shares, warrants, convertible securities) of persons (together with PAC) belonging to the category "Public" and holding more than 5% of the total number of shares of the company

| Sr No | Name(s) of the Shareholder(s) and Persons Acting in Concert (PAC) with them | Number of Shares held | Shares as a percentage of total number of shares (i.e., Grand Total (A)+(B)+(C) indicated in Statement at para (I)(a) above) | Details of warrants | | Details of convertible securities | | Total shares (including underlying shares assuming full conversion of warrants and convertible securities) as a % of diluted share capital |
|-------|---|-----------------------|--|-------------------------|---|---------------------------------------|---|--|
| | | | | Number of warrants held | As a % total number of warrants of the same class | Number of Convertible securities held | As a % total number of securities of the same class | |
| 1 | GULF PHARMACEUTICAL INDUSTRIES | 721409 | 8.52 | 0 | 0 | 0 | 0 | 8.52 |
| | Total: | 721409 | 8.52 | 0 | 0 | 0 | 0 | 8.52 |

01/9



(I) (d) Statement showing details of locked-in shares

| Sr No | Name of the Shareholders | Number of Shares | Shares as a percentage of total number of shares (i.e., Grand Total (A)+(B)+(C) indicated in Statement at para (I)(a) above) | Promoter / Promoter Group / Public |
|--------|--------------------------|------------------|--|------------------------------------|
| Total: | | 0 | 0 | |

6/9



(II)(a) Statement showing details of Depository Receipts (DRs)

| Sr No | Type of outstanding DR (ADRs, GDRs, SDRs, etc.) | Number of outstanding DRs | Number of Shares underlying outstanding DRs | Shares underlying outstanding DRs as a percentage of total number of shares (i.e., Grand Total (A)+(B)+(C) indicated in Statement at para (I)(a) above) |
|---------------|---|---------------------------|---|---|
| | | | | |
| Total: | | 0 | 0 | 0 |


7/9



(II)(b) Statement showing holding of Depository Receipts (DRs), where underlying shares held by 'promoter/promoter group' are in excess of 1% of the total number of shares

| Sr No | Name of the DR Holder | Type of outstanding DR (ADRs, GDRs, SDRs, etc.) | Number of Shares underlying outstanding DRs | Shares underlying outstanding DRs as a percentage of total number of shares (i.e., Grand Total (A)+(B)+(C) indicated in Statement at para (I)(a) above) |
|---------------|-----------------------|---|---|---|
| | | | | |
| Total: | | | 0 | 0 |

0/0



(III) (a) Statement showing the voting pattern of shareholders
 If more than one class of shares/securities is issued by the issuer.
 Give description of voting rights for each class of security
 Class X: Equity
 Class Y: Not Applicable
 Class Z: Not Applicable

| Category code | Category of Shareholder | Number of Voting Rights held in each class of securities | | | Total Voting Rights {III+IV+V} (VI) | Total Voting Rights i.e. (VI) | |
|---------------|--|--|--------------|-------------|--|--------------------------------|-----------------------------------|
| | | Class X (III) | Class Y (IV) | Class Z (V) | | As a percentage of (A+B) (VII) | As a percentage of (A+B+C) (VIII) |
| (A) | Shareholding of Promoter and Promoter Group | | | | | | |
| 1 | Indian | | | | | | |
| (a) | Individuals/Hindu Undivided Family | 4824443 | 0 | 0 | 4824443 | 56.99 | 56.99 |
| (b) | Central Government/State Government(s) | 0 | 0 | 0 | 0 | 0 | 0 |
| (c) | Bodies Corporate | 586000 | 0 | 0 | 586000 | 6.92 | 6.92 |
| (d) | Financial Institutions/Banks | 0 | 0 | 0 | 0 | 0 | 0 |
| (e) | Any Others(Specify) | 0 | 0 | 0 | 0 | 0 | 0 |
| (e-i) | Mutual Funds | 0 | 0 | 0 | 0 | 0 | 0 |
| (e-ii) | Trusts | 0 | 0 | 0 | 0 | 0 | 0 |
| | Sub Total (A)(1) | 5410443 | 0 | 0 | 5410443 | 63.91 | 63.91 |
| 2 | Foreign | | | | | | |
| (a) | Individuals (Non Resident Individuals/Foreign Individuals) | 0 | 0 | 0 | 0 | 0 | 0 |
| (b) | Bodies Corporate | 0 | 0 | 0 | 0 | 0 | 0 |
| (c) | Institutions | 0 | 0 | 0 | 0 | 0 | 0 |
| (d) | Qualified Foreign Investor | 0 | 0 | 0 | 0 | 0 | 0 |
| (e) | Any Others(Specify) | 0 | 0 | 0 | 0 | 0 | 0 |
| (e-i) | Overseas Corporate Bodies | 0 | 0 | 0 | 0 | 0 | 0 |
| (e-ii) | | 0 | 0 | 0 | 0 | 0 | 0 |
| | Sub Total (A)(2) | 0 | 0 | 0 | 0 | 0 | 0 |
| | Total Shareholding of Promoter and Promoter Group (A)=(A)(1)+(A)(2) | 5410443 | 0 | 0 | 5410443 | 63.91 | 63.91 |
| (B) | Public Shareholding | | | | | | |
| 1 | Institutions | | | | | | |
| (a) | Mutual Funds/UTI | 0 | 0 | 0 | 0 | 0 | 0 |
| (b) | Financial Institutions/Banks | 42114 | 0 | 0 | 42114 | 0.5 | 0.5 |
| (c) | Central Government/State Government(s) | 0 | 0 | 0 | 0 | 0 | 0 |
| (d) | Venture Capital Funds | 0 | 0 | 0 | 0 | 0 | 0 |
| (e) | Insurance Companies | 0 | 0 | 0 | 0 | 0 | 0 |
| (f) | Foreign Institutional Investors | 45000 | 0 | 0 | 45000 | 0.53 | 0.53 |
| (g) | Foreign Venture Capital Investors | 0 | 0 | 0 | 0 | 0 | 0 |
| (h) | Qualified Foreign Investor | 0 | 0 | 0 | 0 | 0 | 0 |
| (i) | Any Others(Specify) | 0 | 0 | 0 | 0 | 0 | 0 |
| (i-i) | Foreign Companies | 0 | 0 | 0 | 0 | 0 | 0 |
| (i-ii) | | 0 | 0 | 0 | 0 | 0 | 0 |
| | Sub Total (B)(1) | 87114 | 0 | 0 | 87114 | 1.03 | 1.03 |
| B2 | Non-Institutions | | | | | | |
| (a) | Bodies Corporate | 387146 | 0 | 0 | 387146 | 4.57 | 4.57 |
| (b) | Individuals | | | | | | |
| (i) | individual shareholders holding nominal share capital upto Rs.1 lakh | 959004 | 0 | 0 | 959004 | 11.33 | 11.33 |
| (ii) | individual shareholders holding nominal share capital in excess of Rs.1 lakh | 848562 | 0 | 0 | 848562 | 10.02 | 10.02 |
| (c) | Qualified Foreign Investor | 0 | 0 | 0 | 0 | 0 | 0 |
| (d) | Any Others(Specify) | | | | | | |
| (d-i) | Non Resident Individuals | 43164 | 0 | 0 | 43164 | 0.51 | 0.51 |
| (d-ii) | Overseas Corporate Bodies | 721409 | 0 | 0 | 721409 | 8.52 | 8.52 |
| (d-iii) | Trusts | 172 | 0 | 0 | 172 | 0 | 0 |
| (d-iv) | Employees | 0 | 0 | 0 | 0 | 0 | 0 |
| (d-v) | Clearing Members | 8189 | 0 | 0 | 8189 | 0.1 | 0.1 |
| (d-vi) | Foreign Nationals | 0 | 0 | 0 | 0 | 0 | 0 |
| | Sub Total (B)(2) | 2967646 | 0 | 0 | 2967646 | 35.06 | 35.06 |
| | Total Public Shareholding (B)=(B)(1)+(B)(2) | 3054760 | 0 | 0 | 3054760 | 36.09 | 36.09 |
| | Total (A)+(B) | 8465203 | 0 | 0 | 8465203 | 100 | 100 |
| (C) | Shares held by Custodians and against Depository Receipts have been issued | | | | | | |
| 1 | Shareholding of Promoter and Promoter Group | 0 | 0 | 0 | 0 | 0 | 0 |
| 2 | Public Shareholding | 0 | 0 | 0 | 0 | 0 | 0 |
| | Grand Total (A)+(B)+(C) | 8465203 | 0 | 0 | 8465203 | 100 | 100 |

