



pharmaceuticals ltd.

Regd.&Corporate Office :
Plot No. 19-111, Road No. 71,
Opp. Bharatiya Vidya Bhavan Public School,
Jubilee Hills Hyderabad - 500 096. A.P. INDIA,
Tel : +91-40-6628 8888, Fax : +91-40-2355 1402

By Email

CIN : L28500AP19971100000000
Email : info@smopharma.com
www.smopharma.com

January 09, 2015

Bombay Stock Exchange Limited
Floor 25, P.J. Towers
Dalal Street
Mumbai-400 001.

Scrip Code : 532815

Dear Sir,

Sub : Shareholding Pattern as on 31st December, 2014.

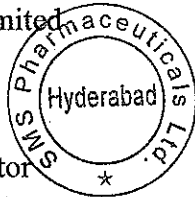
We are forwarding herewith the Shareholding Pattern of our Company for the quarter ended on 31st December, 2014.

Please take the same on your records.

Yours faithfully,
For SMS Pharmaceuticals Limited

P. A. Potluri

Ramesh Babu Potluri
Chairman & Managing Director




Encl: a/a/

C.C. **National Stock Exchange of India Ltd.**
Exchange Plaza, Bandra-Kurla Complex
Bandra (E), Mumbai-400 001.

Symbol : SMSPHARMA

Name of the Company :SMS PHARMACEUTICALS LIMITED

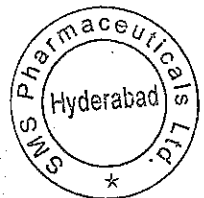
Scrip Code:532815	SMS PHARMACEUTICALS LIMITED			,EQUITY
Quarter Ended: DEC'2014				
Partly Paid-up Shares:	No.of Partly Paid-up Shares:	As a % of total No. of partly paid-up Shares	As a % of total No. of shares of the company	
Held by promoter/promoter group	0	0	0	
Held by Public	0	0	0	
TOTAL:	0	0	0	
Outstanding Convertible Securites:	No. of outstanding Securities	As a % of total No. of outstanding convertible securities	As a % of total No. of shares of the company, assuming full conversion of the convertible securities	
Held by promoter/promoter group	0	0	0	
Held by Public	0	0	0	
TOTAL:	0	0	0	
Warrants:	No. of Warrants	As a % of total No. of Warrants	As a % of total No. of shares of the company, assuming full conversion of warrants	
Held by promoter/promoter group	0	0	0	
Held by Public	0	0	0	
TOTAL:	0	0	0	
Total paid-up capital of the company, assuming full conversion of warrants and convertible securities	8465203			



1/9

Table I (a) - Statement Showing Share Holding Pattern


Category code	Category of Shareholder	Number of Shareholders	Total Number of shares	Number of shares held in dematerialised form	Total shareholding as a percentage of total number of shares		Shares pledged or otherwise encumbered	
					As a Percentage of (A+B)1	As a Percentage of (A+B+C)	Number of Shares	As a percentage
(I)	(II)	(III)	(IV)	(V)	(VI)	(VII)	(VIII)	(IX)=(VIII)/(IV)* 100
(A)	Shareholding of Promoter and Promoter Group							
1	Indian							
(a)	Individuals/Hindu Undivided Family	15	4824443	4824443	56.99	56.99	0	0
(b)	Central Government/State Government(s)	0	0	0	0	0	0	0
(c)	Bodies Corporate	1	586000	586000	6.92	6.92	0	0
(d)	Financial Institutions/Banks	0	0	0	0	0	0	0
(e)	Any Others(Specify)	0	0	0	0	0	0	0
(e-i)	Mutual Funds	0	0	0	0	0	0	0
(e-ii)	Trusts	0	0	0	0	0	0	0
	Sub Total (A)(1)	16	5410443	5410443	63.91	63.91	0	0
2	Foreign							
(a)	Individuals (Non Resident Indians/Foreign Individuals)	0	0	0	0	0	0	0
(b)	Bodies Corporate	0	0	0	0	0	0	0
(c)	Institutions	0	0	0	0	0	0	0
(d)	Qualified Foreign Investor	0	0	0	0	0	0	0
(e)	Any Others(Specify)	0	0	0	0	0	0	0
(e-i)	Overseas Corporate Bodies	0	0	0	0	0	0	0
(e-ii)		0	0	0	0	0	0	0
	Sub Total (A)(2)	0	0	0	0	0	0	0
	Total Shareholding of Promoter and Promoter Group (A)=(A)(1)+(A)(2)	16	5410443	5410443	63.91	63.91	0	0
(B)	Public Shareholding							
1	Institutions							
(a)	Mutual Funds/UTI	0	0	0	0	0	0	0
(b)	Financial Institutions/Banks	1	760	760	0.01	0.01	0	0
(c)	Central Government/State Government(s)	0	0	0	0	0	0	0
(d)	Venture Capital Funds	0	0	0	0	0	0	0
(e)	Insurance Companies	0	0	0	0	0	0	0
(f)	Foreign Institutional Investors	1	35000	35000	0.41	0.41	0	0
(g)	Foreign Venture Capital Investors	0	0	0	0	0	0	0
(h)	Qualified Foreign Investor	0	0	0	0	0	0	0
(i)	Any Others(Specify)	0	0	0	0	0	0	0
(i-i)	Foreign Companies	0	0	0	0	0	0	0
(i-ii)		0	0	0	0	0	0	0
	Sub Total (B)(1)	2	35760	35760	0.42	0.42	0	0
B2	Non-Institutions							
(a)	Bodies Corporate	163	379282	379112	4.48	4.48	0	0
(b)	Individuals							
(i)	Individual shareholders holding nominal share capital upto Rs.1 lakh	9010	1021971	926572	12.07	12.07	0	0
(ii)	Individual shareholders holding nominal share capital in excess of Rs.1 lakh	20	700689	649357	8.28	8.28	0	0
(c)	Qualified Foreign Investor	0	0	0	0	0	0	0
(d)	Any Others(Specify)							
(d-i)	Non Resident Indians	61	176862	176564	2.09	2.09	0	0
(d-ii)	Overseas Corporate Bodies	1	716894	716894	8.47	8.47	0	0
(d-iii)	Trusts	2	172	1	0	0	0	0
(d-iv)	Employees	0	0	0	0	0	0	0
(d-v)	Clearing Members	50	23130	23130	0.27	0.27	0	0
(d-vi)	Foreign Nationals	0	0	0	0	0	0	0
(d-vii)	Foreign Portfolio Investor (Individuals)	0	0	0	0	0	0	0
(d-viii)	Foreign Portfolio Investor (Corporate)	0	0	0	0	0	0	0
	Sub Total (B)(2)	9307	3019000	2871630	35.66	35.66	0	0
	Total Public Shareholding (B)=(B)(1)+(B)(2)	9309	3054760	2907390	36.09	36.09	0	0
	Total (A)+(B)	9325	8465203	8317833	100	100	0	0
(C)	Shares held by Custodians and against Depository Receipts have been issued							
1	Shareholding of Promoter and Promoter Group	0	0	0	0	0	0	0
2	Public Shareholding	0	0	0	0	0	0	0
	Grand Total (A)+(B)+(C)	9325	8465203	8317833	100	100	0	0



(I)(b) Statement showing holding of securities (including shares, warrants, convertible securities) of persons belonging to the category "Promoter and Promoter Group"


Sr No	Name of the Shareholders	Details of Shares held		Encumbered shares(*)			Details of warrants		Details of convertible securities		Total shares (including underlying full shares assuming conversion of warrants and convertible securities) as a % of diluted share capital
		Number of Shares	As a % of grand Total (A)+(B)+(C)	Number	As a Percentage (V)/(V)+III*1	As a % of grand total (A)+(B)+(C) of sub-clause (I)(a)	Number of warrants held	As a % total number of warrants of the same class	Number of Convertible securities held	As a % total number of securities of the same class	
(i)	(ii)	(iii)	(iv)	(v)	(vi)= (v)/(iii)*1	(vii)	(viii)	(ix)	(x)	(xi)	(xii)
1	HIMA BINDU POTLURI	1237336	14.62	0	0	0	0	0	0	0	14.62
2	RAMESH BABU POTLURI	1135696	13.42	0	0	0	0	0	0	0	13.42
3	T V S N MURTHY	822700	9.72	0	0	0	0	0	0	0	9.72
4	POTLURI INFRA PROJECTS PRIVATE LIMITED	586000	6.92	0	0	0	0	0	0	0	6.92
5	T ANNAPURNA	439034	5.19	0	0	0	0	0	0	0	5.19
6	T V S N MURTHY	398134	4.7	0	0	0	0	0	0	0	4.7
7	GOPINEEDI SUDEEPTHI	175000	2.07	0	0	0	0	0	0	0	2.07
8	VAMSI KRISHNA POTLURI	145440	1.72	0	0	0	0	0	0	0	1.72
9	TRILOK POTLURI	143134	1.69	0	0	0	0	0	0	0	1.69
10	T V PRAVEEN	129534	1.53	0	0	0	0	0	0	0	1.53
11	SATYA VANI POTLURU	75666	0.89	0	0	0	0	0	0	0	0.89
12	RAGHAVENDRARAO POTLURI	57619	0.68	0	0	0	0	0	0	0	0.68
13	HARI KISHORE POTLURI.	43006	0.51	0	0	0	0	0	0	0	0.51
14	P SURESH BABU	14144	0.17	0	0	0	0	0	0	0	0.17
15	SUKUMARI KONERU .	4000	0.05	0	0	0	0	0	0	0	0.05
16	MADANAGOPALASWAMY GOPINEEDI	4000	0.05	0	0	0	0	0	0	0	0.05
	Total:	5410443	63.93	0	0	0	0	0	0	0	63.93

(*) The term "encumbrance" has the same meaning as assigned to it in regulation 28(3) of the SAST Regulations, 2011.



(I) (C) (i) Statement showing holding of securities (including shares, warrants, convertible securities) of persons belonging to the category "Public" and holding more than 1% of the total number of shares


Sr No	Name of the Shareholders	Number of Shares held	Shares as a percentage of total number of shares (i.e., Grand Total (A)+(B)+(C) indicated in Statement at para (I)(a) above)	Details of warrants		Details of convertible securities		Total shares (including underlying shares assuming full conversion of warrants and convertible securities) as a % of diluted share capital
				Number of warrants held	As a % total number of warrants of the same	Number of Convertible securities held	As a % total number of securities of the same class	
1	GULF PHARMACEUTICAL INDUSTRIES	716894	8.47	0	0	0	0	8.47
2	VENKATA SUBBARAJU PENMATSA .	195000	2.3	0	0	0	0	2.3
3	ANIRUDDH MUNDRA	125000	1.48	0	0	0	0	1.48
4	VIVEK MUNDRA	112000	1.32	0	0	0	0	1.32
5	ALPANA MUNDRA	110000	1.3	0	0	0	0	1.3
6	POTLURI LABORATORIES PRIVATE LIMITED	93742	1.11	0	0	0	0	1.11
	Total:	1352636	15.98	0	0	0	0	15.98



(I)(C)(ii) Statement showing holding of securities (including shares, warrants, convertible securities) of persons (together with PAC) belonging to the category "Public" and holding more than 5% of the total number of shares of the company


Sr No	Name(s) of the Shareholder(s) and Persons Acting in Concert (PAC) with them	Number of Shares held	Shares as a percentage of total number of shares (i.e., Grand Total (A)+(B)+(C) indicated in Statement at para (I)(a) above)	Details of warrants		Details of convertible securities		Total shares (including underlying shares assuming full conversion of warrants and convertible securities) as a % of diluted share capital
				Number of warrants held	As a % total number of warrants of the same class	Number of Convertible securities held	As a % total number of securities of the same class	
1	GULF PHARMACEUTICAL INDUSTRIES	716894	8.47	0	0	0	0	8.47
	Total:	716894	8.47	0	0	0	0	8.47

5/9




(I)(d) Statement showing details of locked-in shares

Sr No	Name of the Shareholders	Number of Shares	Shares as a percentage of total number of shares(i.e., Grand Total (A)+(B)+(C) indicated in Statement at para (I)(a) above)	Promoter / Promoter Group / Public
		0		
Total:		0	0	



(II)(a) Statement showing details of Depository Receipts (DRs)


Sr No	Type of outstanding DR (ADRs, GDRs, SDRs, etc.)	Number of outstanding DRs	Number of Shares underlying outstanding DRs	Shares underlying outstanding DRs as a percentage of total number of shares(i.e., Grand Total (A)+(B)+(C) indicated in Statement at para (I)(a) above)
	Total:	0	0	0



7/9

(II)(b) Statement showing holding of Depository Receipts (DRs), where underlying shares held by 'promoter/promoter group' are in excess of 1% of the total number of shares

Sr No	Name of the DR Holder	Type of outstanding DR (ADRs, GDRs, SDRs, etc.)	Number of Shares underlying outstanding DRs	Shares underlying outstanding DRs as a percentage of total number of shares (i.e., Grand Total (A)+(B)+(C) indicated in Statement at para (I)(a) above)
Total:			0	0



8/9

(III) (a) Statement showing the voting pattern of shareholders if more than one class of shares/securities is issued by the Issuer. Give description of voting rights for each class of security
 Class X: Equity
 Class Y: Not Applicable
 Class Z: Not Applicable

Category code	Category of Shareholder	Number of Voting Rights held in each class of securities			Total Voting Rights (III+IV+V) (VI)	Total Voting Rights i.e. (VI)	
		Class X (III)	Class Y (IV)	Class Z (V)		As a percentage of (A+B) (VII)	As a percentage of (A+B+C) (VIII)
(A)	Shareholding of Promoter and Promoter Group						
	1 Indian						
(a)	Individuals/Hindu Undivided Family	4824443	0	0	4824443	56.99	56.99
(b)	Central Government/State Government(s)	0	0	0	0	0	0
(c)	Bodies Corporate	586000	0	0	586000	6.92	6.92
(d)	Financial Institutions/Banks	0	0	0	0	0	0
(e)	Any Others(Specify)	0	0	0	0	0	0
(e-i)	Mutual Funds	0	0	0	0	0	0
(e-ii)	Trusts	0	0	0	0	0	0
	Sub Total (A)(1)	5410443	0	0	5410443	63.91	63.91
	2 Foreign						
(a)	Individuals (Non Resident Indians/Foreign Individuals)	0	0	0	0	0	0
(b)	Bodies Corporate	0	0	0	0	0	0
(c)	Institutions	0	0	0	0	0	0
(d)	Qualified Foreign Investor	0	0	0	0	0	0
(e)	Any Others(Specify)	0	0	0	0	0	0
(e-i)	Overseas Corporate Bodies	0	0	0	0	0	0
(e-ii)		0	0	0	0	0	0
	Sub Total (A)(2)	0	0	0	0	0	0
	Total Shareholding of Promoter and Promoter Group (A)=(A)(1)+(A)(2)	5410443	0	0	5410443	63.91	63.91
(B)	Public Shareholding						
	1 Institutions						
(a)	Mutual Funds/UTI	0	0	0	0	0	0
(b)	Financial Institutions/Banks	760	0	0	760	0.01	0.01
(c)	Central Government/State Government(s)	0	0	0	0	0	0
(d)	Venture Capital Funds	0	0	0	0	0	0
(e)	Insurance Companies	0	0	0	0	0	0
(f)	Foreign Institutional Investors	35000	0	0	35000	0.41	0.41
(g)	Foreign Venture Capital Investors	0	0	0	0	0	0
(h)	Qualified Foreign Investor	0	0	0	0	0	0
(i)	Any Others(Specify)	0	0	0	0	0	0
(i-i)	Foreign Companies	0	0	0	0	0	0
(i-ii)		0	0	0	0	0	0
	Sub Total (B)(1)	35760	0	0	35760	0.42	0.42
B2	Non-Institutions						
(a)	Bodies Corporate	379282	0	0	379282	4.48	4.48
(b)	Individuals						
(i)	Individual shareholders holding nominal share capital upto Rs.1 lakh	1021971	0	0	1021971	12.07	12.07
(ii)	Individual shareholders holding nominal share capital in excess of Rs.1 lakh	700689	0	0	700689	8.28	8.28
(c)	Qualified Foreign Investor	0	0	0	0	0	0
(d)	Any Others(Specify)						
(d-i)	Non Resident Indians	176862	0	0	176862	2.09	2.09
(d-ii)	Overseas Corporate Bodies	716894	0	0	716894	8.47	8.47
(d-iii)	Trusts	172	0	0	172	0	0
(d-iv)	Employees	0	0	0	0	0	0
(d-v)	Clearing Members	23130	0	0	23130	0.27	0.27
(d-vi)	Foreign Nationals	0	0	0	0	0	0
(d-vii)	Foreign Portfolio Investor (Individuals)	0	0	0	0	0	0
(d-viii)	Foreign Portfolio Investor (Corporate)	0	0	0	0	0	0
	Sub Total (B)(2)	3019000	0	0	3019000	35.66	35.66
	Total Public Shareholding (B)=(B)(1)+(B)(2)	3054760	0	0	3054760	36.09	36.09
	Total (A)+(B)	8465203	0	0	8465203	100	100
(C)	Shares held by Custodians and against Depository Receipts have been issued						
	1 Shareholding of Promoter and Promoter Group	0	0	0	0	0	0
	2 Public Shareholding	0	0	0	0	0	0
	Grand Total (A)+(B)+(C)	8465203	0	0	8465203	100	100

9/9

